

Politics and the 2020 Election

by Race and Ethnicity

February 2020

Survey Overview

The GenForward Survey, founded by Dr. Cathy Cohen at the University of Chicago, is the first of its kind—a nationally representative survey of over 3,365 young adults ages 18-36 conducted bimonthly that pays special attention to the ways race and ethnicity influence how young adults, both Millennials and Gen-Zers, experience and think about the world.

Given the importance of race and ethnicity for shaping the diverse perspectives and lived experiences of young people, we believe researchers make a mistake when they present data on young adults in a manner that assumes a monolithic Millennial generation and young adult vote.

In this slide deck, we present an empirical overview of young adults' views on politics and the upcoming 2020 election. A total of 3,365 surveys were conducted between February 7th and February 20th, 2020 with adults ages 18-36, including completed interviews with 894 African American, 508 Asian American, 914 Latinx, and 1018 white young adults.

Key Findings

- Majorities of young adults across race have a [negative view of the Republican Party](#). With 68% of Black, 67% of Asian, 62% of Latinx, and 57% of white respondents reporting they have a somewhat or very unfavorable view of the Republican Party.
- Majorities of white young adults (58%) have negative views about the Democratic party, unlike majorities of Black (59%), Asian (56%), and Latinx (53%) young adults who report a very or somewhat [favorable view of the Democratic Party](#).
- Young adults of all races believe that things in this country are [off on the wrong track](#) with 53% of white, 62% of Asian, 64% of Black, and 56% of Latinx respondents agreeing.
- What young adults name as the [most important issue](#) varies to some degree by race and ethnicity. For example, 12% of Latinx young adults name immigration as the most important issue, while 12% of African American young adults name racism as their most important issue. For Asian and white young adults, the top issue is climate change with 14% of Asian American and 14% of white young adults selecting that as the main problem.

Key Findings

- For Asian, Black, and Latinx young adults, [Senator Bernie Sanders would be the candidate they support in their state's primary or caucus](#). Approximately 27% of Black, 24% of Asian, and 29% of Latinx young adults would vote for Senator Sanders if the election were held today. Among white young adults, the most common response was "someone else" with 29% of white respondents saying they are supporting someone else. Sen. Bernie Sanders does come in second with 22% of the support among white young adults.
- The majority of white young adults (60%) believe Pres. [Trump will win re-election](#) in 2020. In contrast, majorities of Black (67%), Asian (56%), and Latinx (62%) believe Trump will lose.
- Majorities of young adults across race/ethnicity report they will likely [participate in their state's Democratic or Republican primary or caucus](#) this year with 56% of white, 57% of Black, 52% of Asian and 50% of Latinx young adults reporting they probably or definitely will participate or have already participated
- Majorities of Black (53%), Asian (53%), and white (61%) young adults report that they [definitely will vote in the presidential election](#) in November 2020. A plurality (41%) of Latinx young adults indicate that they definitely will vote in the 2020 presidential election.

Key Findings

- Many young adults do not yet know what they will do in the voting booth come November 2020. While a plurality of young adults across race and ethnicity say they will vote for whomever is the Democratic nominee, over a quarter of Black (27%) and Latinx (28%) and almost a quarter of white (23%) respondents along with 18% of Asian respondents indicate that they don't yet know what they will do.
- Across race and ethnicity, the most common response for young adults regarding what candidate quality matters most in deciding for whom to vote in the 2020 presidential election is a candidate that can bring about needed change. Bringing about needed change is cited much more than electability or winning the election.
- When pitted head-to-head, Biden, Bloomberg, Buttigieg, Klobuchar, Steyer and Warren all beat Donald Trump decisively among African American, Latinx and Asian American young adults. In contrast, only Bernie Sanders beats Trump among young white adults. Biden, Bloomberg, Buttigieg, Klobuchar, Steyer and Warren are in a statistical dead heat against Trump among young white adults.
- The majority of Black (55%) and Asian (54%) and pluralities of Latinx (45%) and white (39%) of young adults believe that Donald Trump has definitely improperly used his office to enrich himself or his friends and family.

Key Findings

- Majorities of Black (59%), Asian (59%), Latinx (51%) as well as a plurality of white (44%) young adults definitely believe that [Donald Trump used his office to attack his political opponents.](#)
- Majorities of young adults across race and ethnicity believe that the [Senate should have voted to convict Donald Trump and removed him from office.](#) Specifically, 76% of Black, 73% of Asian, 69% of Latinx, and 54% of white respondents supported a conviction of Trump and his removal from office.
- Majorities of young adults across race and ethnicity strongly or somewhat support [a universal basic income](#) of \$1000 each month for each American 18 or older.
- Majorities of young adults across race and ethnicity somewhat or strongly support the idea that the government should [guarantee a job to every American adult who wants to work](#), with a majority of Black respondents (52%) strongly supporting the statement.

Key Findings

- Overwhelming majorities of young adults strongly or somewhat support (76%) having a higher tax rate on individuals making an income above one million dollars per year, with 51% of Asian American young adults strongly supporting this policy.
- Overwhelming majorities of young adults strongly or somewhat support (77%) a wealth tax of 2% on those with a net worth over \$50 million and 3% on those with a net worth over \$1 billion.
- When asked how best to expand health care coverage to more Americans, pluralities of Asian (35%), Latinx (36%) and white (36%) young adults support a plan to establish a public option like Medicare-for-all but let people stay on their private insurance if they want to. Black young adults are split on the best way to expand coverage with 29% supporting a public option and 29% supporting the idea of building on the existing Affordable Care Act.

By Race and Ethnicity

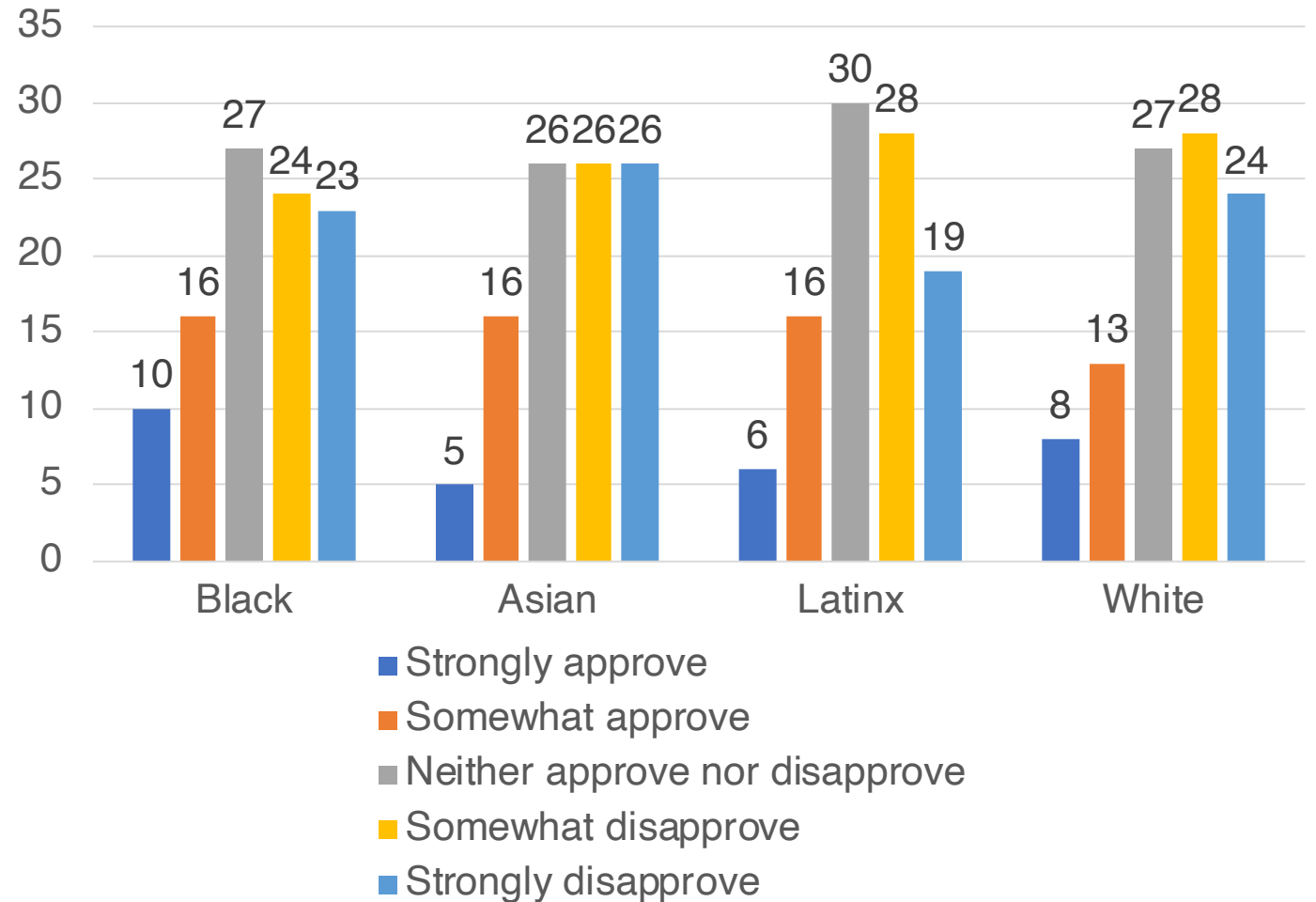
Approval of Congress

A slim majority of Asian American (52%) and white (52%) young adults, and pluralities of African American (47%) and Latinx (44%) young adults disapprove of the way Congress is handling its job.

Percent that strongly or somewhat approve:

- African Americans = 26%
- Asian Americans = 21%
- Latinxs = 22%
- Whites = 21%

Overall, do you approve, disapprove, or neither approve nor disapprove of the way Congress is handling its job?



Favorability of the Republican Party

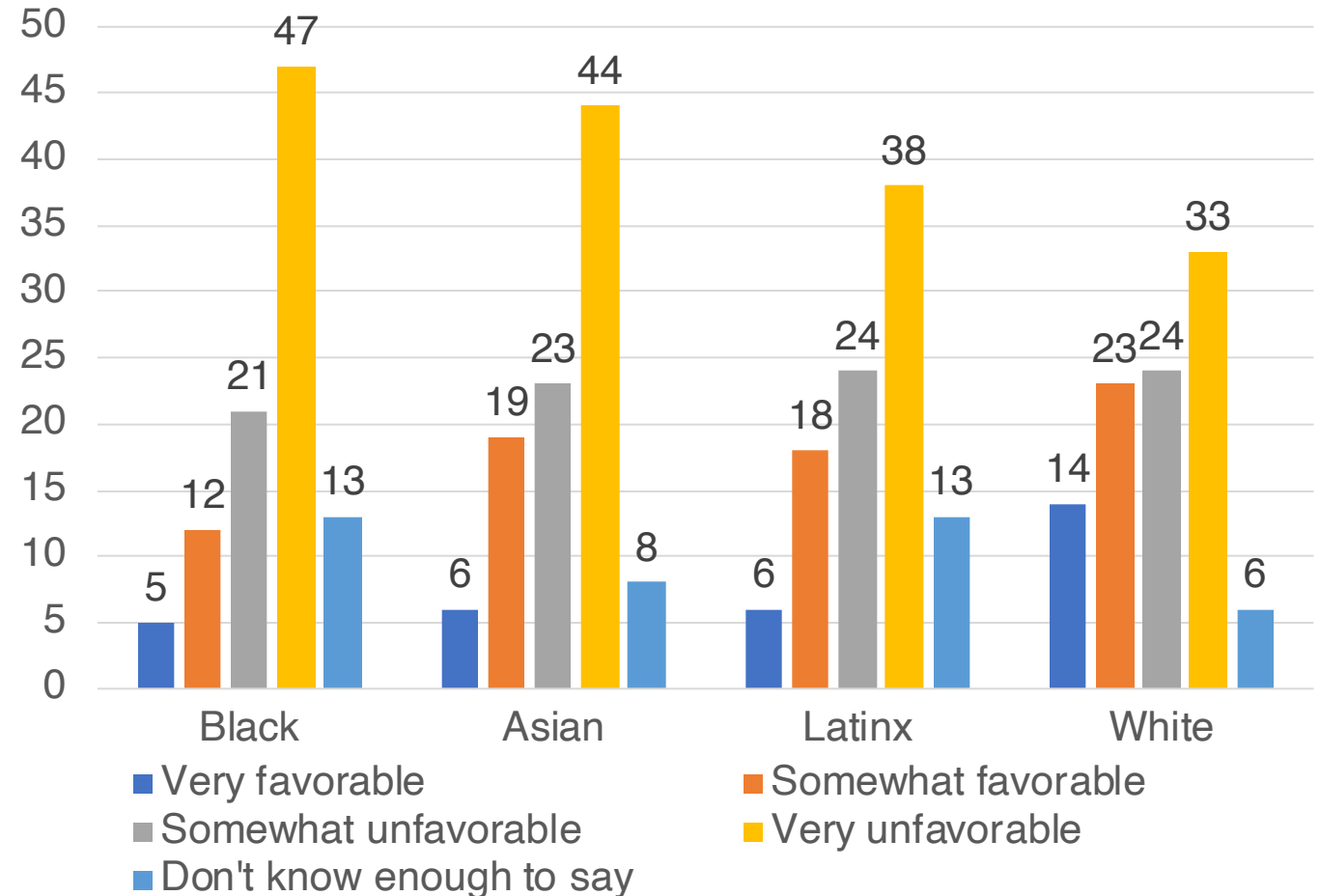
Majorities of young adults of color hold either “very” or “somewhat” unfavorable views of the Republican Party (60% African American, 52% Asian American, and 51% Latinx).

Among whites, 39% say they have a somewhat or very unfavorable impression of the Republican Party.

Percent reporting very or somewhat favorable views:

- African Americans = 17%
- Asian Americans = 25%
- Latinxs = 24%
- Whites = 37%

Please select if you have a favorable or unfavorable impression of the Republican Party.



Favorability of the Democratic Party

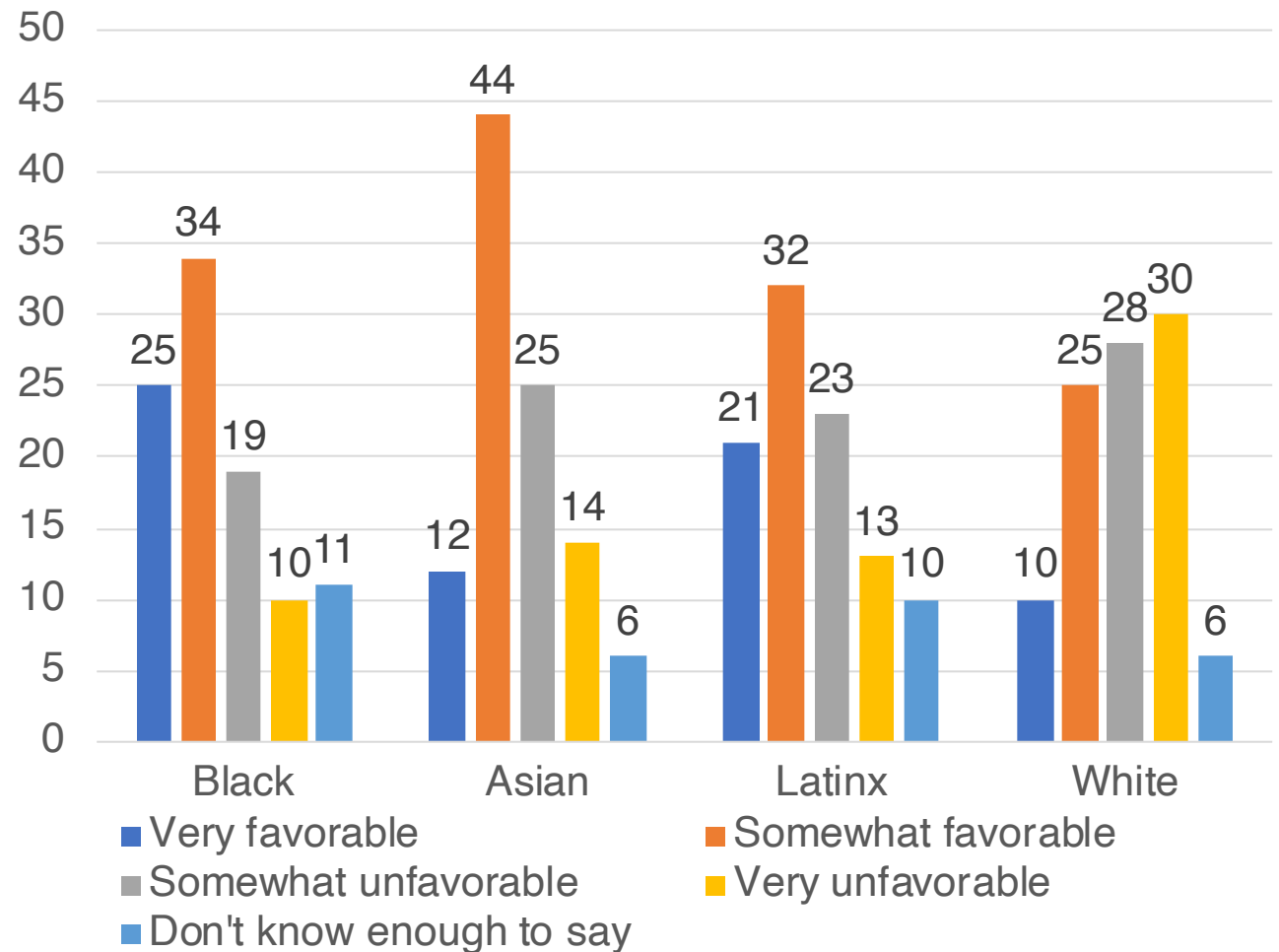
Pluralities of young adults of color holding “somewhat” favorable views toward the Democratic Party. The level of ‘somewhat favorable’ support is 34% for African American respondents, 44% for Asian respondents, and 32% for Latinx respondents.

White young adults are the only group where the majority does not have a favorable impression of the Democratic Party with a plurality (30%) having a very unfavorable view..

Percent reporting somewhat or strongly favorable views:

- African Americans = 59%
- Asian Americans = 56%
- Latinxs = 53%
- Whites = 35%

Please select if you have a favorable or unfavorable impression of the Democratic Party.



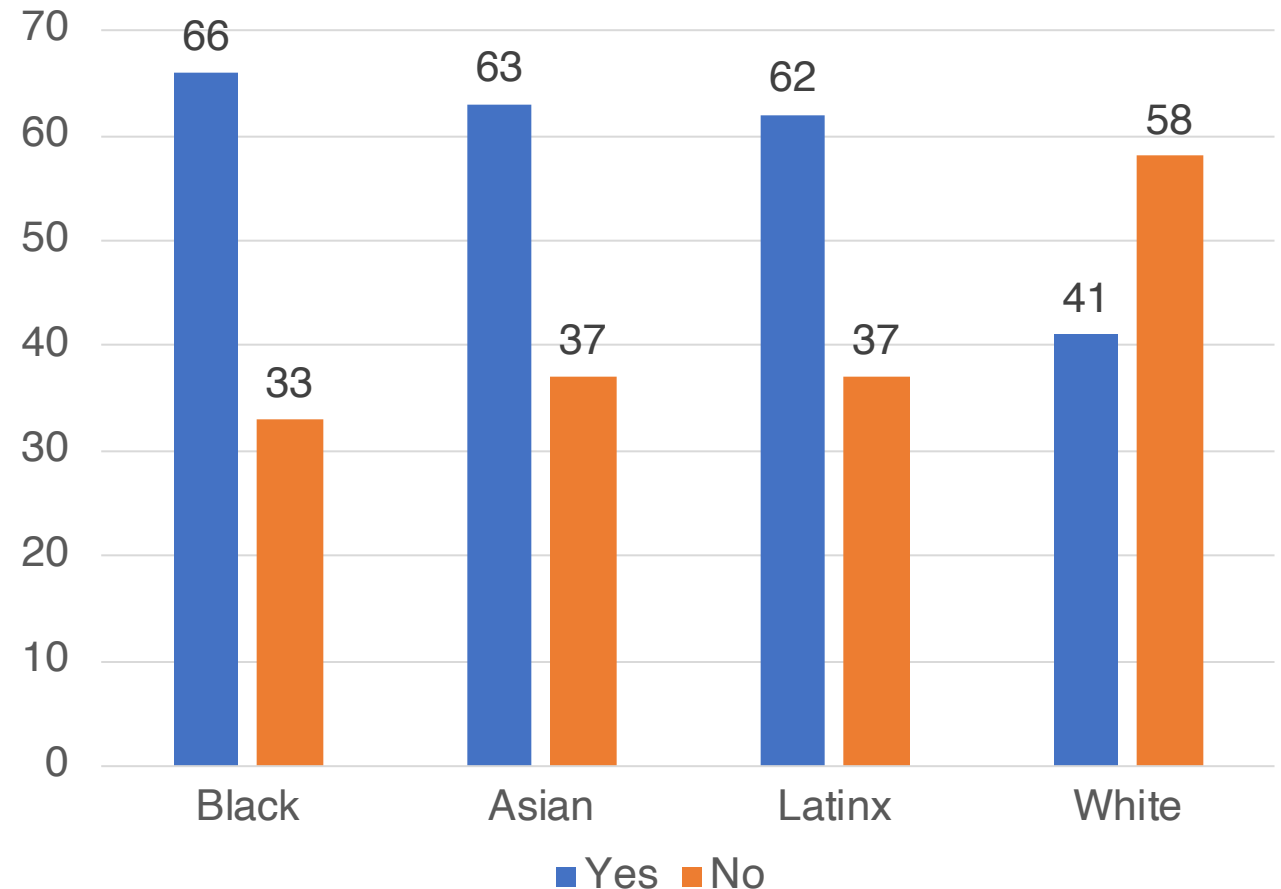
Does the Democratic Party Care about People Like You?

Substantial majorities of young adults of color think that the Democratic Party cares about people like them. The majority of white young adults, on the other hand, believes that the Democratic Party does *not* care about people like them.

Percent saying that the Democratic Party cares about people like them:

- African Americans = 66%
- Asian Americans = 63%
- Latinxs = 62%
- Whites = 41%

Do you think the Democratic Party cares about people like you, or not?



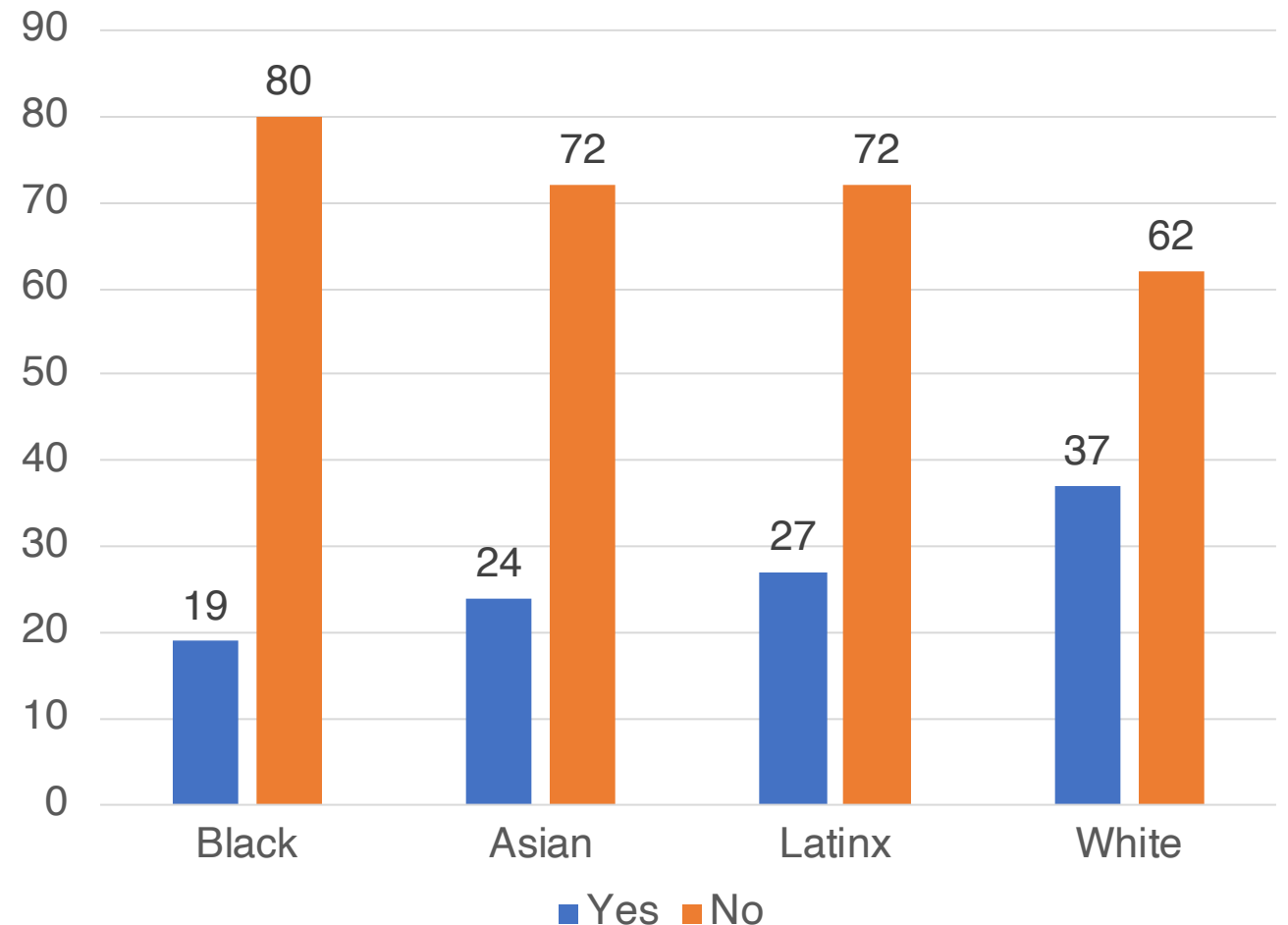
Does the Republican Party Care about People Like You?

Large majorities of young adults across race and ethnicity do not believe that the Republican Party cares about people like them.

Percent saying that the Republican Party cares about people like them:

- African Americans = 19%
- Asian Americans = 24%
- Latinxs = 27%
- Whites = 37%

Do you think the Republican Party cares about people like you, or not?



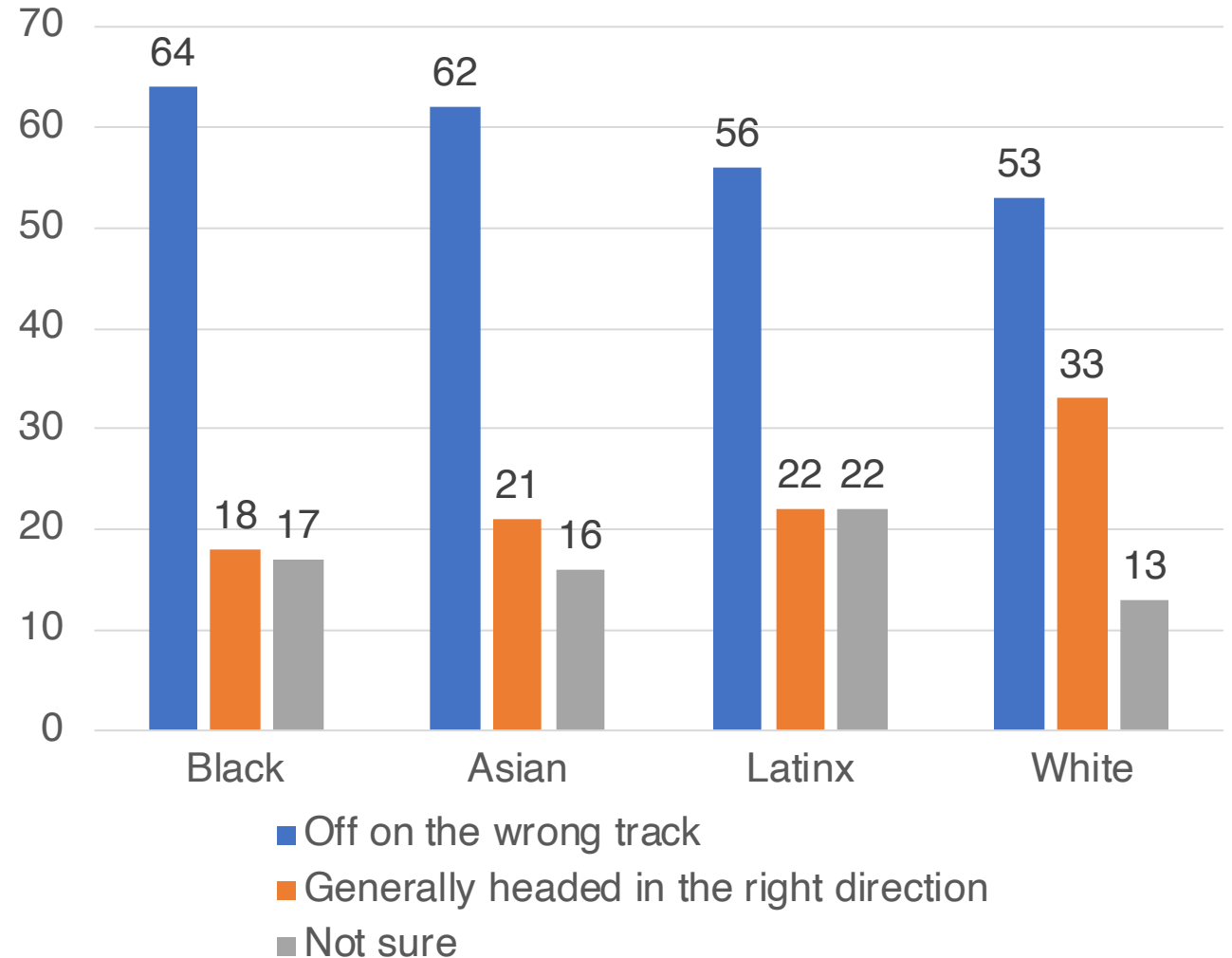
Direction of the country

Young adults of all races believe that things in this country are off on the wrong track with 53% of white, 62% of Asian, 64% of Black, and 56% of Latinx respondents agreeing.

Percent who say that things in the country are going off on the wrong track:

- African Americans= 64%
- Asian Americans= 62%
- Latinxs = 56%
- Whites = 53%

Would you say things in this country are...



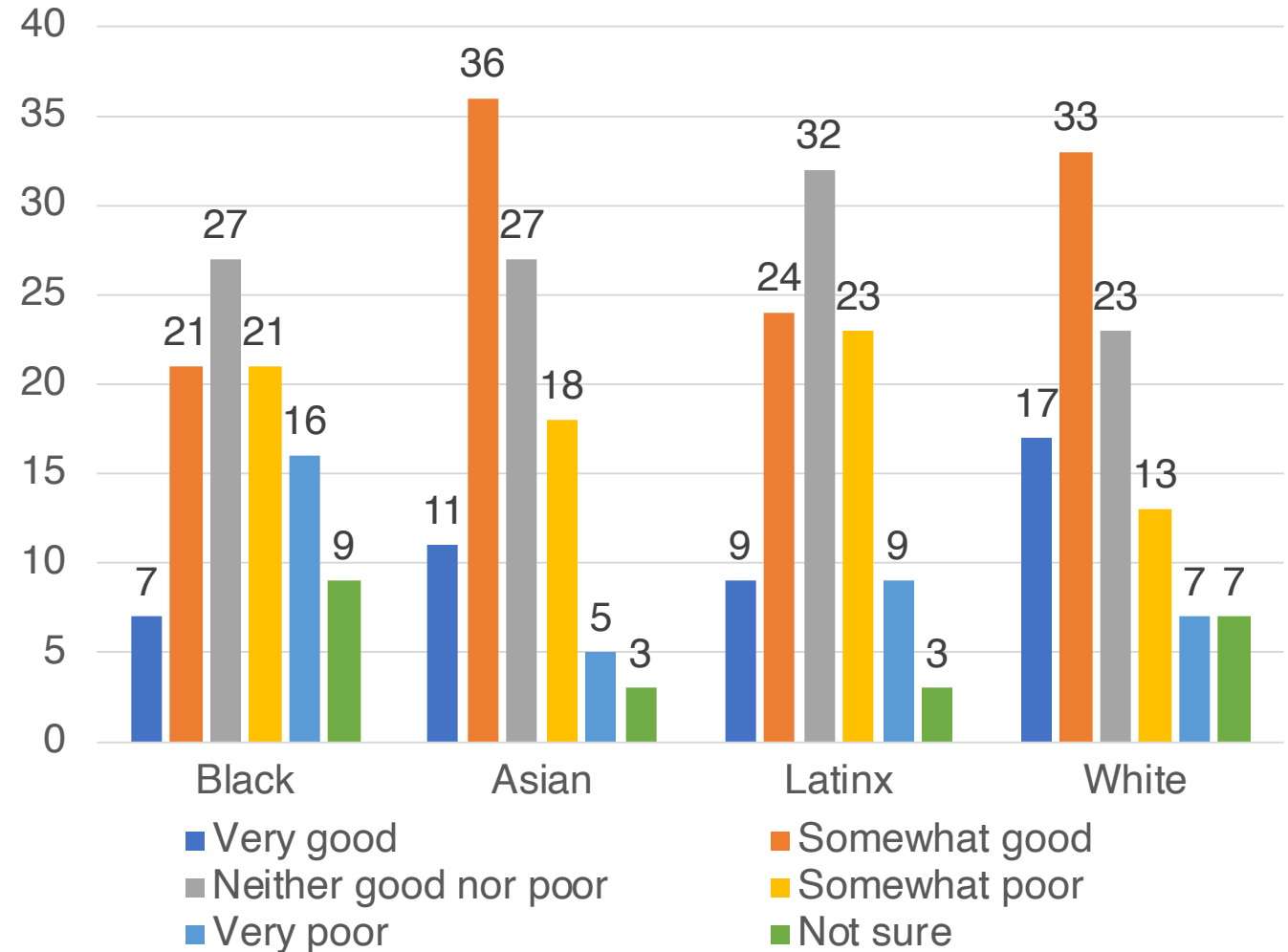
State of the national economy

When describing the nation's economy these days, young adults are split. Majorities of Asian (36%) and white (33%) respondents are slightly optimistic regarding the economy indicating it is 'somewhat good'. On the other hand, majorities of Black (27%) and Latinx (32%) respondents are less optimistic indicating 'neither good nor poor'.

Percent who say the nation's economy is very or somewhat good:

- African Americans = 38%
- Asian Americans = 47%
- Latinxs = 32%
- Whites = 50%

How would you describe the nation's economy these days?



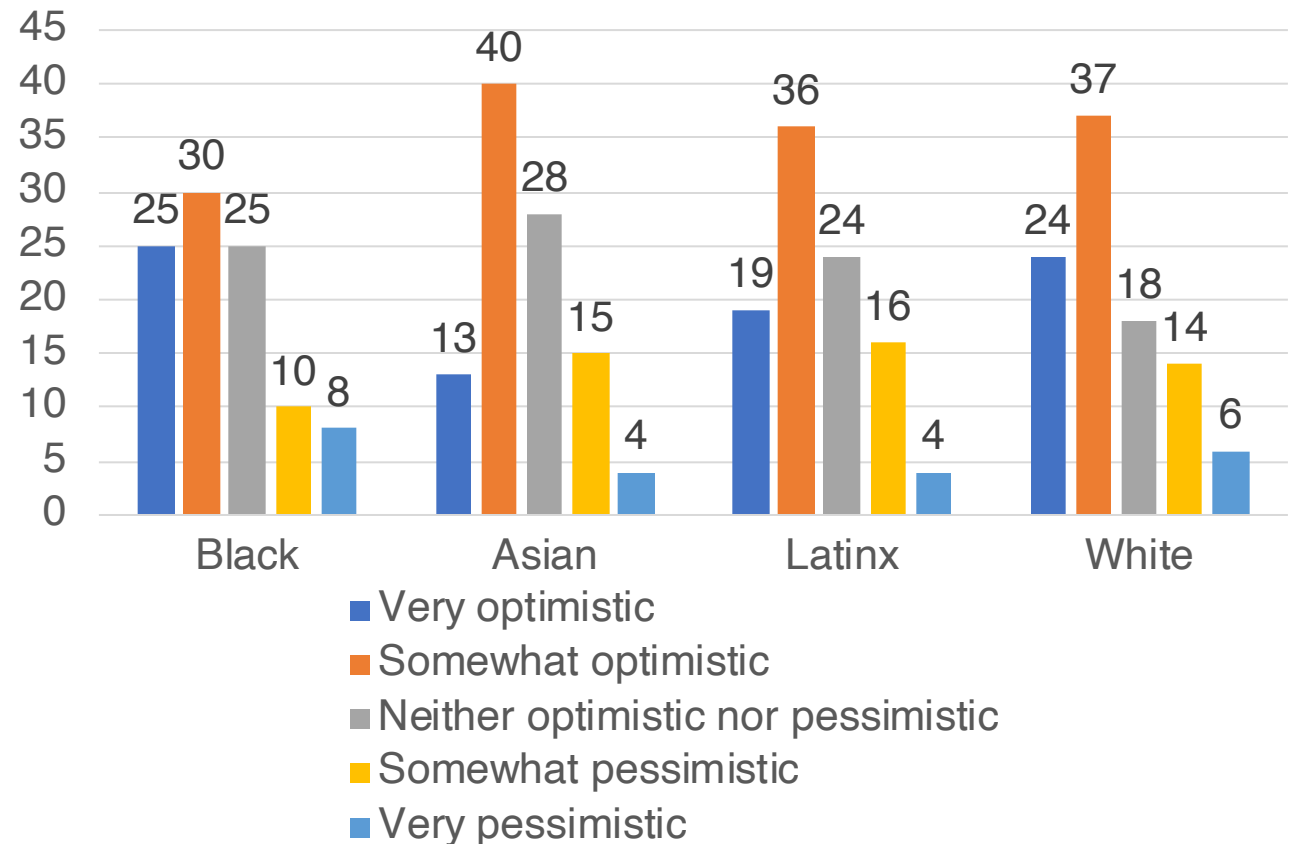
Optimism toward one's personal economic future

Most young adults across race and ethnicity feel “somewhat” or “very” optimistic about their personal futures.

Percent who are very or somewhat optimistic about their personal futures:

- African Americans = 55%
- Asian Americans = 53%
- Latinxs = 55%
- Whites = 61%

Generally speaking, how optimistic are you about your personal future—think about things like finding and keeping a good job, paying off your student loan debt, and being able to afford the lifestyle you want?



Most important issue

Race and ethnicity substantially impacts which issues young adults consider to be the important problem facing the United States today.

Asian Americans and whites consider the environment and climate change as the most important problem. Latinx respondents indicate it to also be in their top three issues.

For African American, Asian American, and white respondents, income inequality represents their third most important issue.

What do you think is the most important problem facing this country today? Please select which one of these is the most important.

	African Americans	Asian Americans	Latinxs	Whites
1 st	Racism (12%)	Environment and climate change (14%)	Immigration (12%)	Environment and climate change (14%)
2 nd	Gun control (9%)	Health care (13%)	Racism (11%)	Health care (13%)
3 rd	Income Inequality (7%)	Income inequality (10%)	Environment and Climate Change (9%)	Immigration/ Income Inequality (7%)

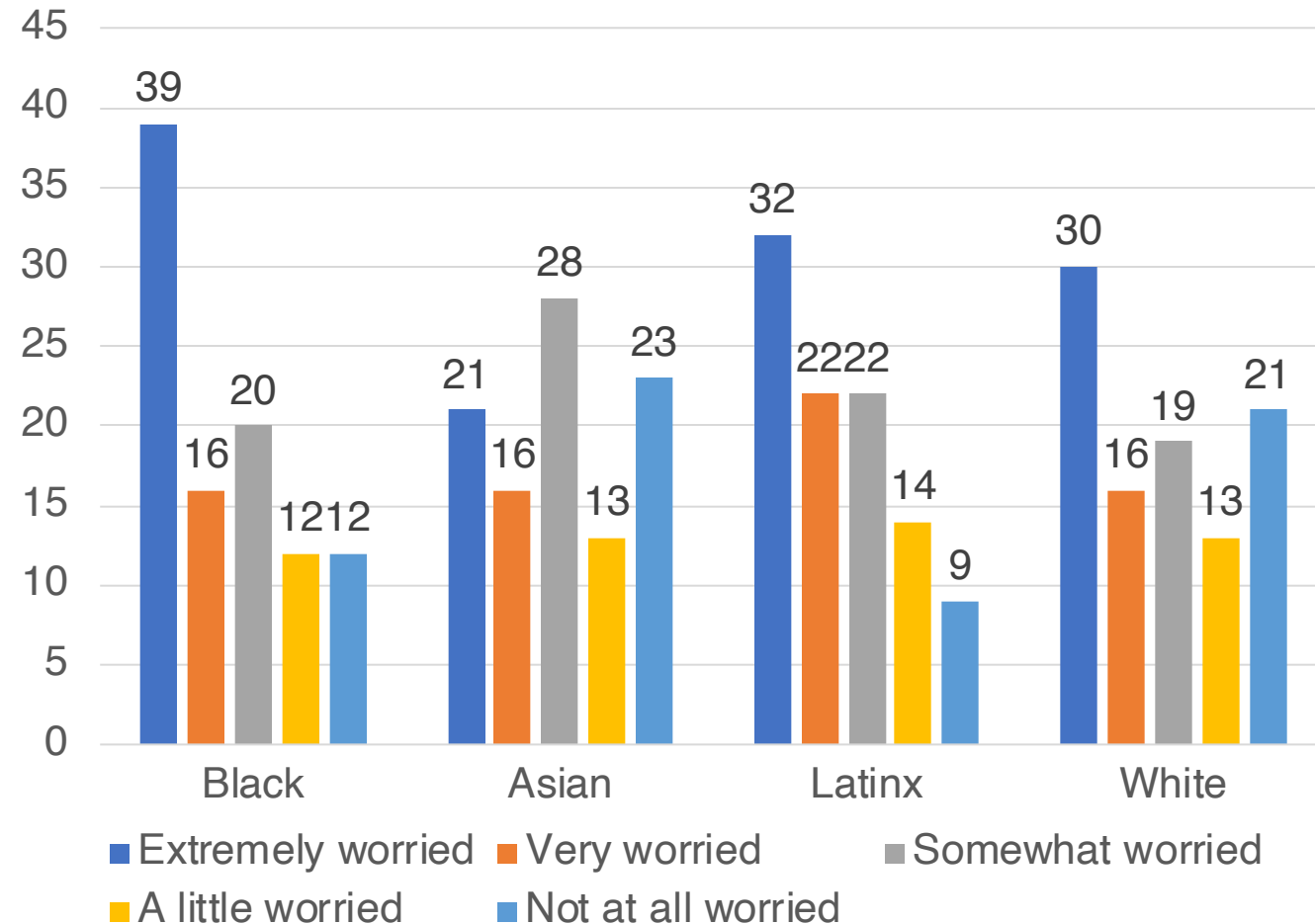
Unexpected Financial Burden

Majorities of African American (55%) and Latinx (54%) young adults say they are "extremely" or "very" worried about being able to pay an unexpected bill of \$1,000 right away, compared to 37% of Asian American and 46% of white young adults who say the same.

Percent who say they are "extremely" or "very" worried:

- African Americans = 55%
- Asian Americans = 37%
- Latinxs = 54%
- Whites = 46%

How worried are you about being able to pay an unexpected bill of \$1,000 right away?



Ability to Pay for Housing

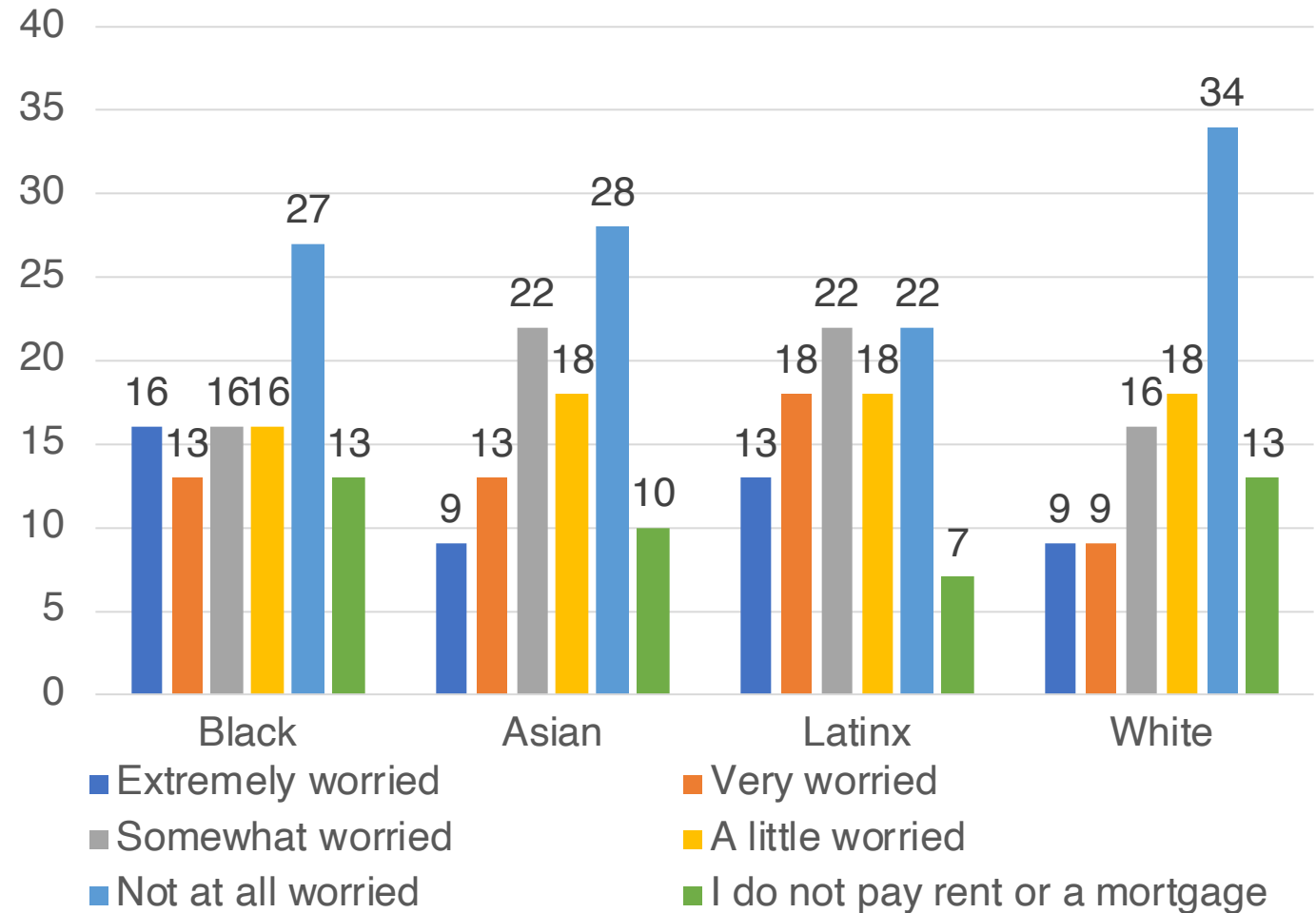
Pluralities of African American (27%), Asian American (28%), and white (34%) young adults say they are not at all worried about being able to pay their rent or mortgage.

However, 45% of African American, 44% of Asian American, 53% of Latinx, and 34% of white young adults say they are at least somewhat worried (extremely, very or somewhat) about being able to pay their rent or mortgage.

Percent who say they are "extremely" or "very" worried:

- African Americans = 29%
- Asian Americans = 22%
- Latinxs = 31%
- Whites = 18%

How worried are you about being able to pay your rent or mortgage?

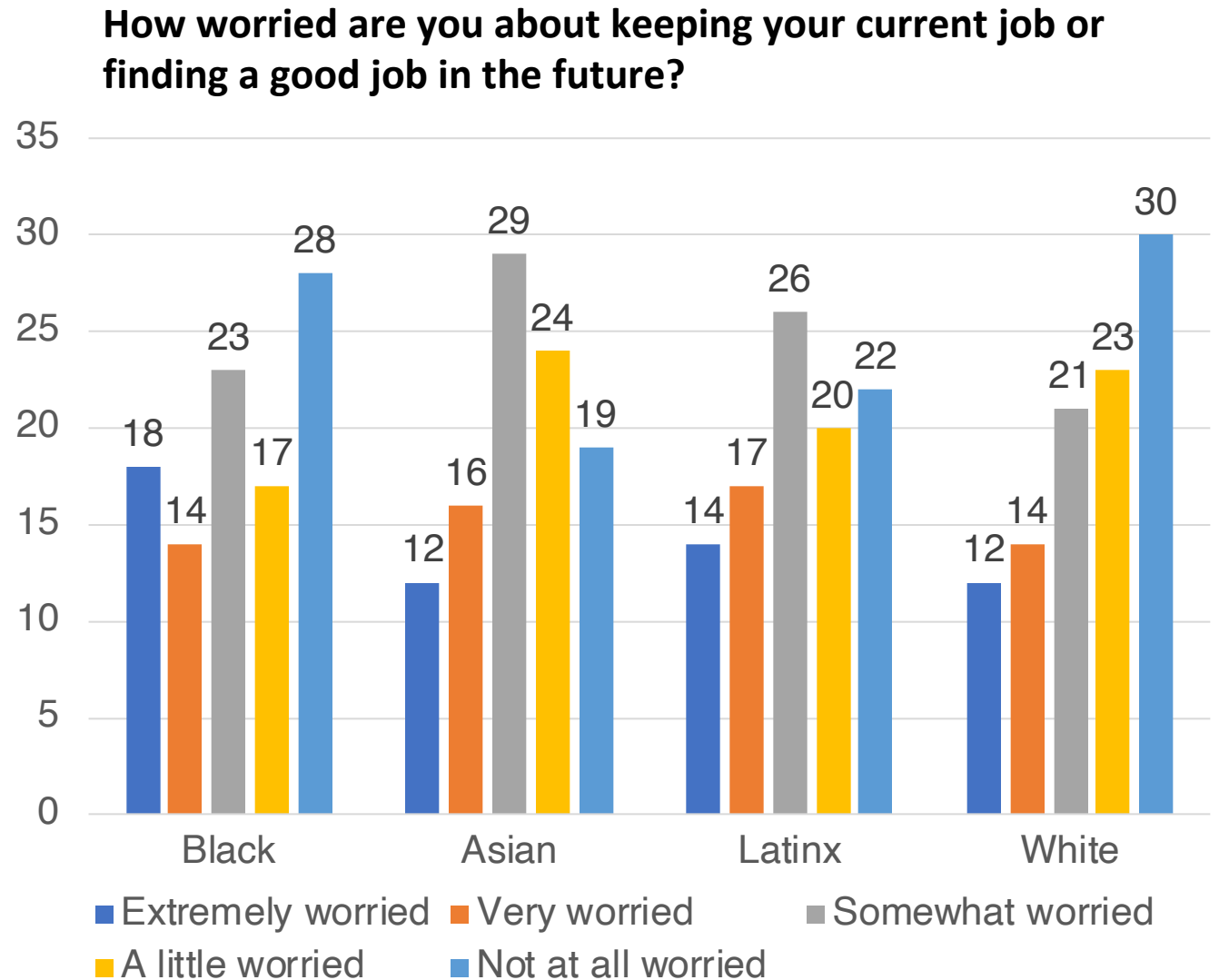


Keeping a Job or Finding a Good Job in the Future

Majorities of African American (55%), Asian American (57%), and Latinx (57%) say they are at least somewhat worried about keeping their current job or finding a good job in the future, compared to almost a majority (47%) of whites who say the same.

Percent who say they are "extremely" or "very" worried:

- African Americans = 32%
- Asian Americans = 28%
- Latinxs = 31%
- Whites = 26%



Support for 2020 Democratic candidates

For Asian, Black, and Latinx young adults, Senator Bernie Sanders would be the candidate they support in their state's primary or caucus.

Approximately 27% of Black, 24% of Asian, and 29% of Latinx young adults would vote for Senator Sanders if the election were held today.

Among white young adults, the most common response was "someone else" with 29% of white respondents saying they are supporting someone else. Sen. Bernie Sanders does come in second with 22% of the support among white young adults.

Below is a list of people who may be running in the Democratic primaries to be the party's presidential nominee. Which one candidate do you support or do you support someone else?

	African Americans	Asian Americans	Latinxs	Whites
Vermont Senator Bernie Sanders	27	24	29	22
Former Vice President Joe Biden	19	9	14	9
Former New York Mayor Michael Bloomberg	8	12	8	8
Massachusetts Senator Elizabeth Warren	8	9	6	7
South Bend Mayor Pete Buttigieg	4	7	5	7
Former Tech Executive Andrew Yang	5	16	6	7
Someone else	20	15	21	29

Support for 2020 Democratic candidates – 2nd Choice

Among young adults, across race and ethnicity, the most common response was "someone else" with 34% of white, 26% of Latinx, 17% of Asian, and 22% of Black respondents saying they are supporting someone else.

Sen. Bernie Sanders does come in second with 12% of the support among white young adults, 19% of Black young adults, and 17% of Asian young adults. For Latinx young adults, Former VP Biden and Sen. Sanders are tied with each having 13%.

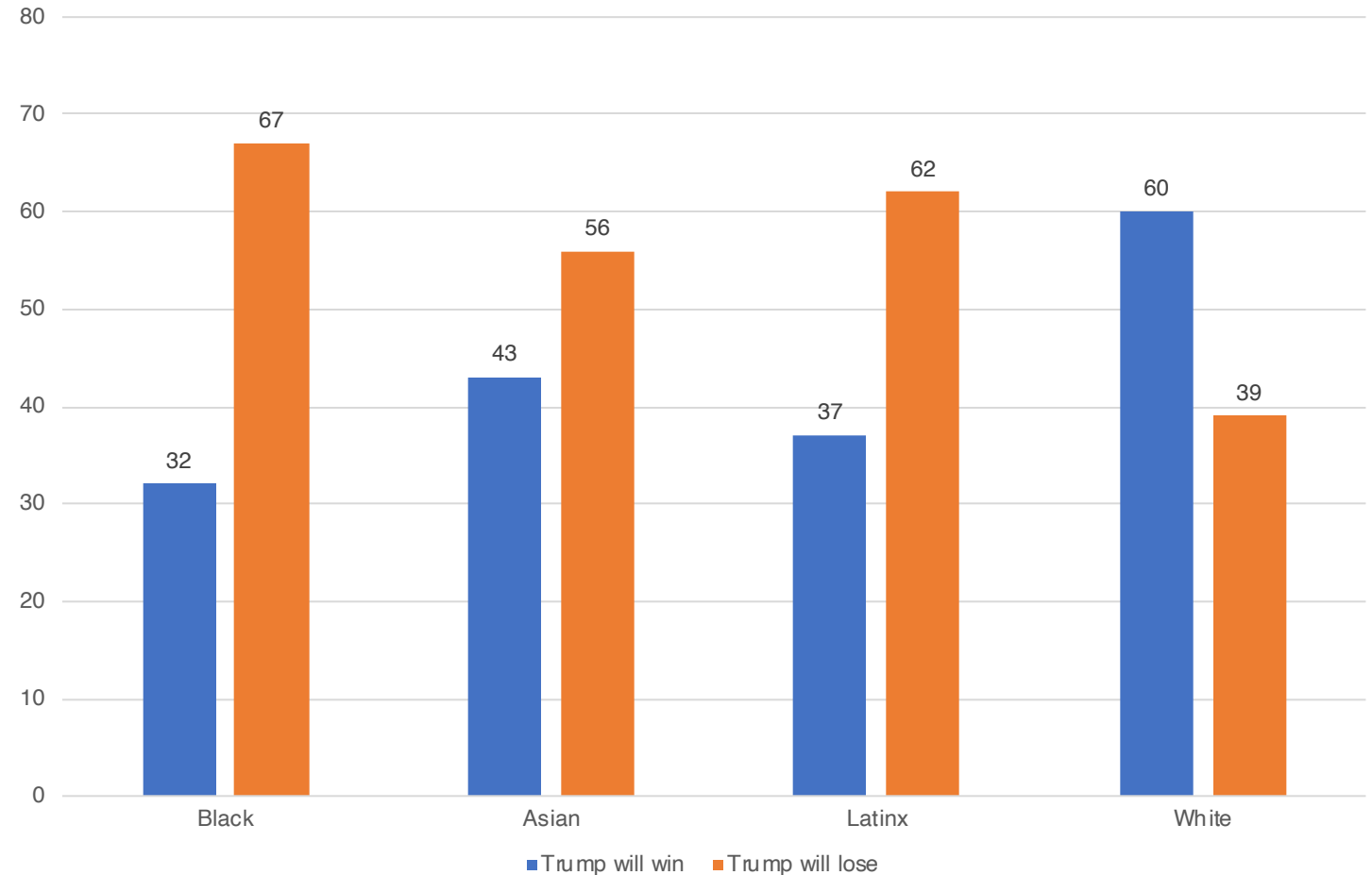
Below is a list of people who may be running in the Democratic primaries to be the party's presidential nominee. Again, if your state's primary or caucus was being held today and if your preferred candidate was not available, who would be your second choice to vote for?

	African Americans	Asian Americans	Latinxs	Whites
Vermont Senator Bernie Sanders	19	17	13	12
Former Vice President Joe Biden	16	16	13	9
Former New York Mayor Michael Bloomberg	9	7	9	5
Massachusetts Senator Elizabeth Warren	8	12	13	12
South Bend Mayor Pete Buttigieg	6	5	4	7
Former Tech Executive Andrew Yang	6	14	5	7
Someone else	22	17	26	34

Trump's Electoral Chances

As you may have heard, Donald Trump has decided to run for re-election. Please just give me your best guess, do you think he will win the presidential election in 2020, or do you think he will lose?

A majority of African American (67%), Asian American (56%), and Latinx (62%) young adults say they believe Trump will lose re-election in 2020, compared to 39% of white young adults that say Trump will lose re-election in 2020.



2020 Election Contact

Across race and ethnicity, the most common grouping of people to talk with young adults about the upcoming 2020 election is family.

However, most commonly young adults indicated “none of the above.” With 41% of Black, 44% of Asian, 43% of Latinx, and 50% of white respondents indicating they have not been contacted.

Please tell us if any of the types of organizations or groups of people listed here contacted or talked to you about voting in the 2020 election. Please select all that apply

	African Americans	Asian Americans	Latinxs	Whites
Democratic Party	20	17	15	11
Republican Party	5	7	6	9
3 rd Political Party	4	3	4	2
Democratic Presidential Campaign	10	13	11	9
Trump Presidential Campaign	3	6	4	10
Family	25	27	23	22
None of the Above	41	44	43	50

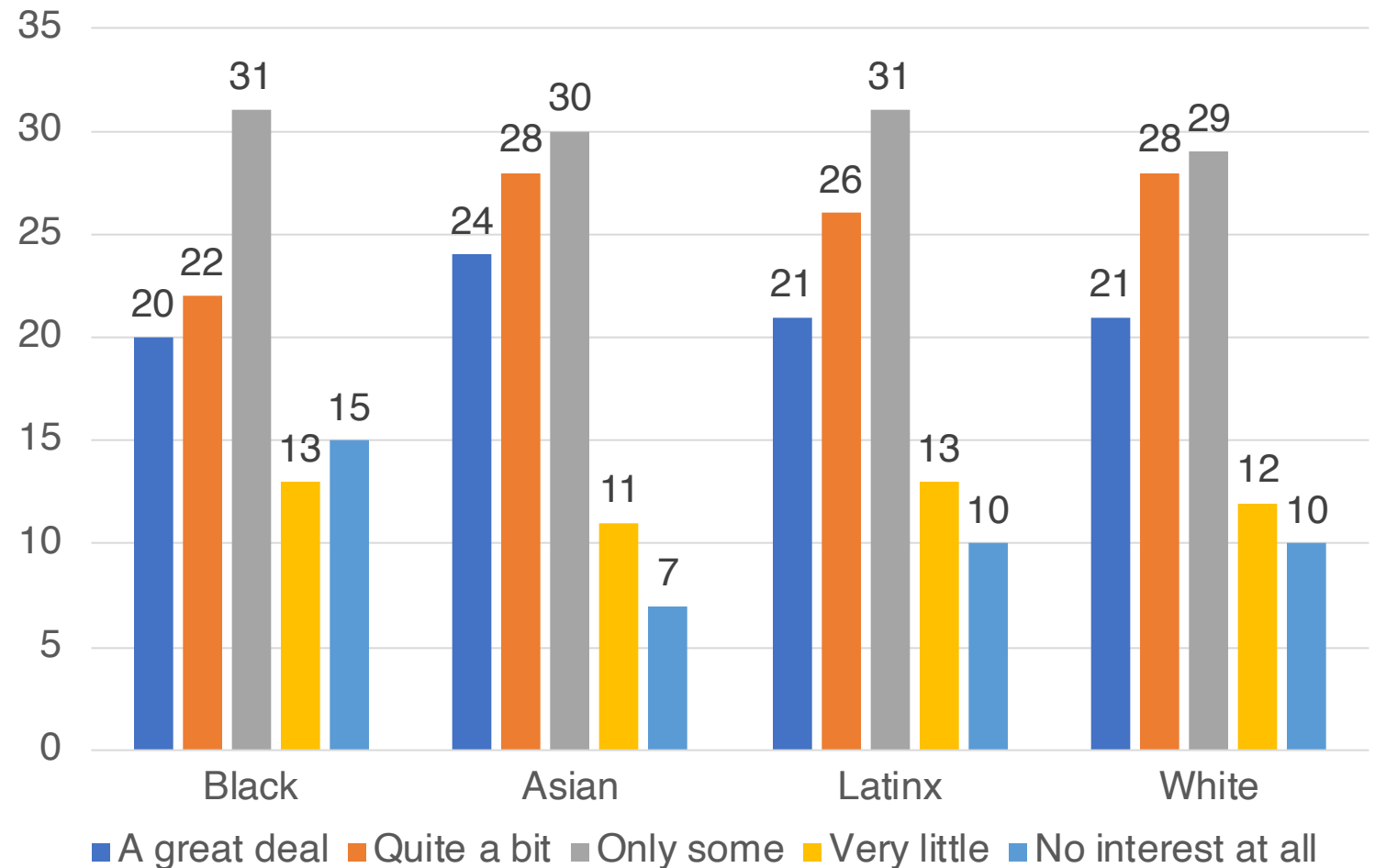
Interest in 2020 Presidential Election News

Pluralities of African American (31%), Asian American (30%), Latinx (31%) and white (29%) young adults say they have “only some” interest in following news about the 2020 presidential election.

Percent who say they have “a great deal” or “quite a bit” of interest:

- African Americans= 44%
- Asian Americans= 52%
- Latinxs= 47%
- Whites= 49%

How much interest do you have in following news about the 2020 presidential election? A great deal, quite a bit, only some, very little, or no interest at all?



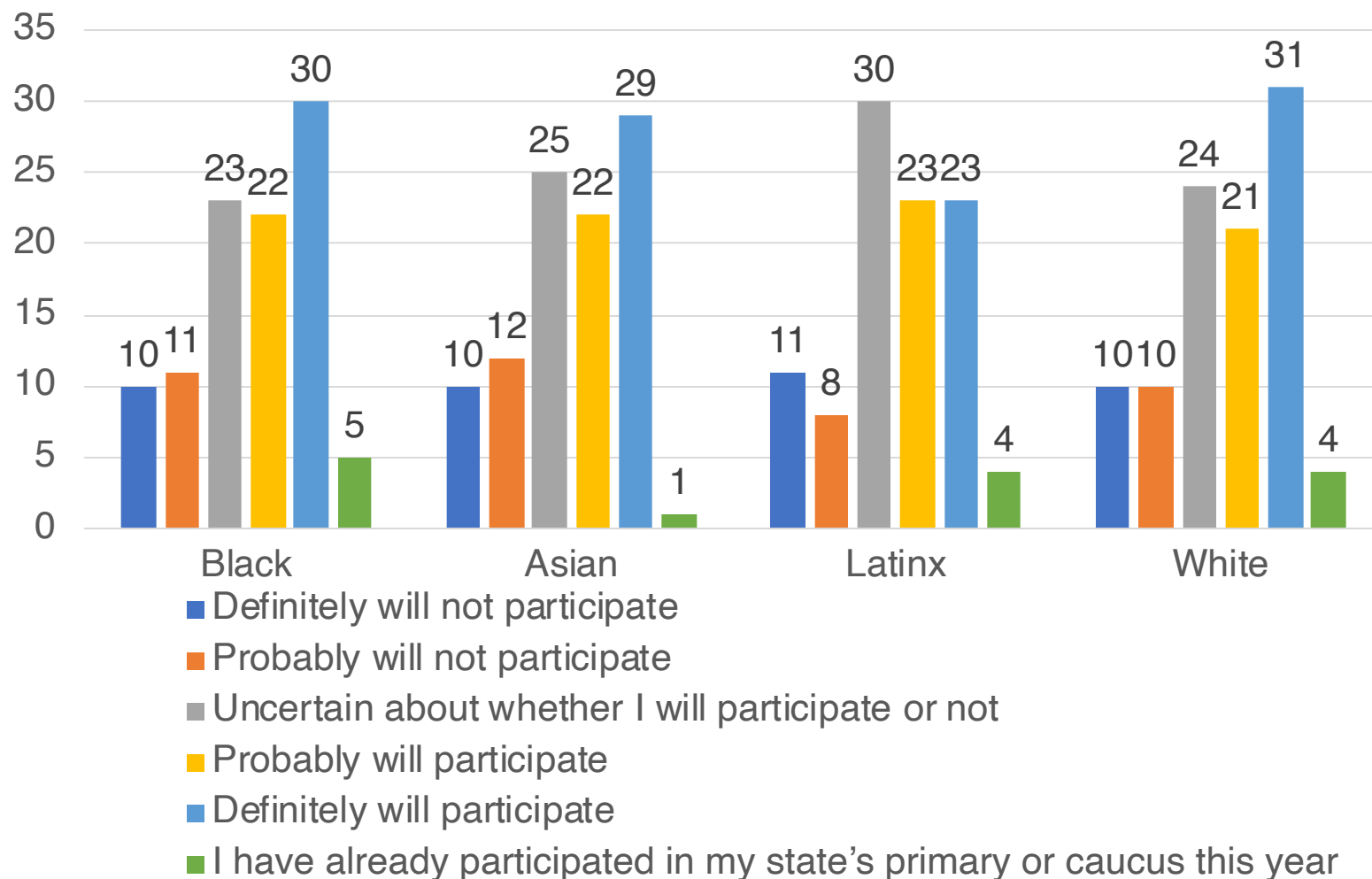
2020 Election Primary or Caucus Intentions

Majorities of Black (30%), Asian (29%), and white (31%) respondents indicate that they “definitely will participate” in their state’s Democratic or Republican primary or caucus this year. On the other hand, a plurality of Latinx respondents (30%) indicate that they are uncertain about participating.

Percent who say they “definitely” or “probably” will participate or have already participated:

- African Americans = 57%
- Asian Americans = 52%
- Latinxs = 50%
- Whites = 56%

Do you plan to participate in your state’s Democratic or Republican primary or caucus this year, or not?



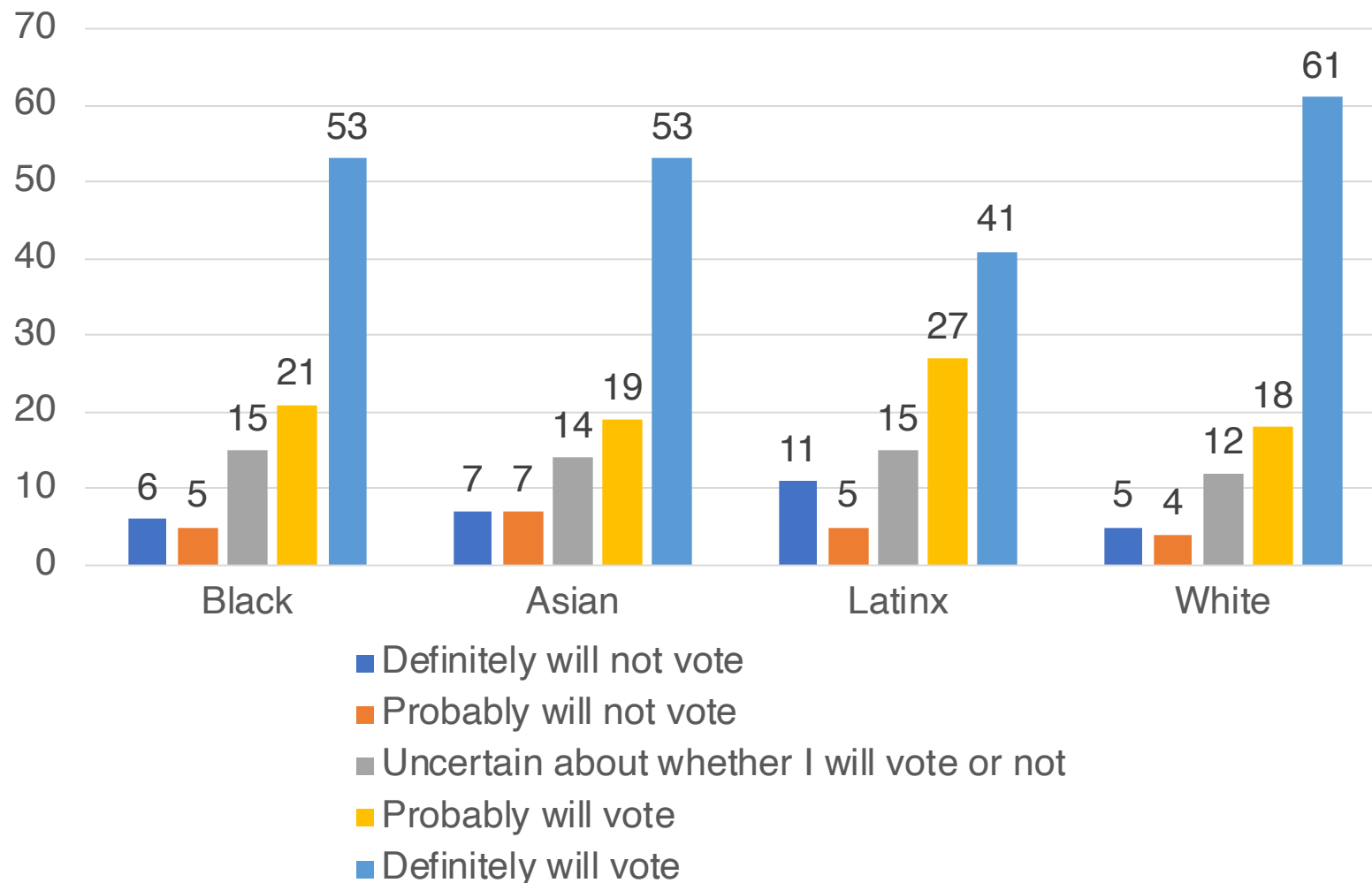
2020 Election Vote Intentions

A majority of African American (53%), Asian American (53%), and white (61%) young adults, and a plurality of Latinx (41%) young adults say they definitely will vote in the presidential election being held in November 2020.

Percent who say they “definitely” or “probably” will vote:

- African Americans = 74%
- Asian Americans = 72%
- Latinxs = 68%
- Whites = 79%

How likely are you to vote in the presidential election being held in November 2020?



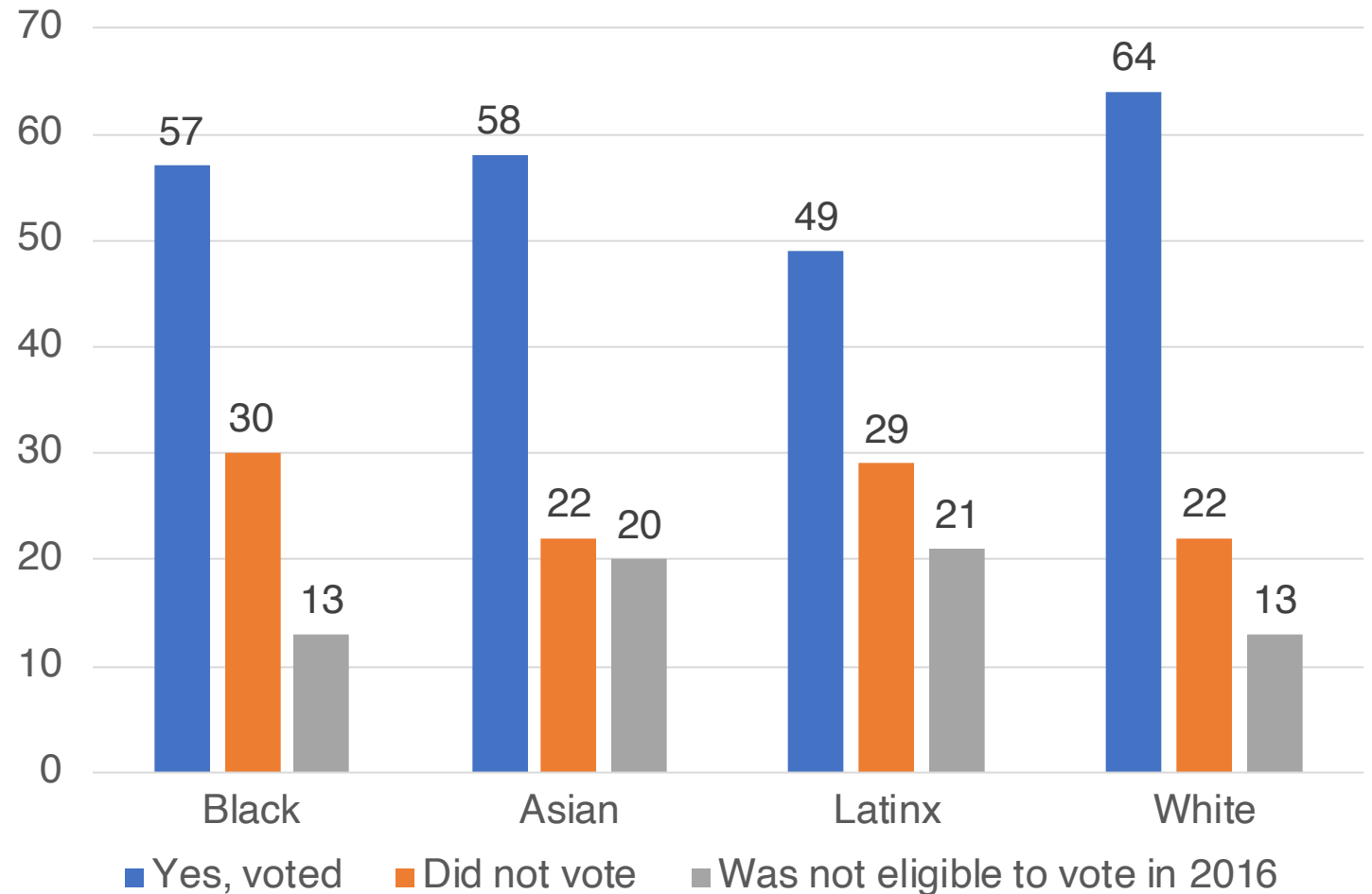
2016 Election Vote

A majority of African American (57%), Asian American (58%), and white (64%) young adults, and a plurality of Latinx (49%) young adults indicated that they did vote in the 2016 presidential election.

Percent who say they voted in 2016:

- African Americans = 57%
- Asian Americans = 58%
- Latinxs = 49%
- Whites = 64%

In the 2016 presidential election between Donald Trump and Hillary Clinton, did things come up that kept you from voting, or did you happen to vote?



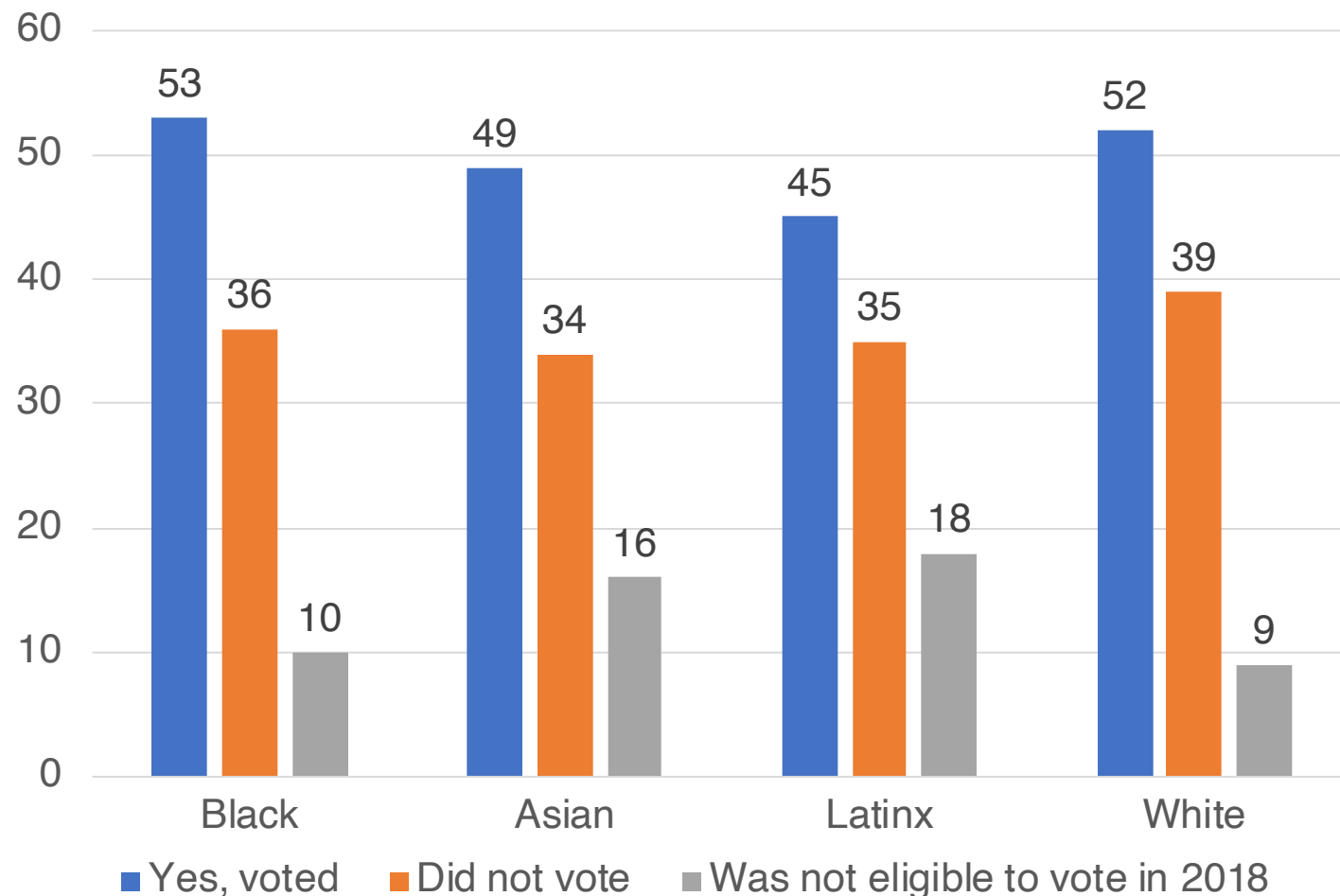
2018 Election Vote

A majority of African American (53%) and white (52%) young adults, and a plurality of Latinx (45%) and Asian American (49%), young adults say reported that they did vote in the 2018 midterm congressional elections.

Percent who say they voted in 2018:

- African Americans = 53%
- Asian Americans = 49%
- Latinxs = 45%
- Whites = 52%

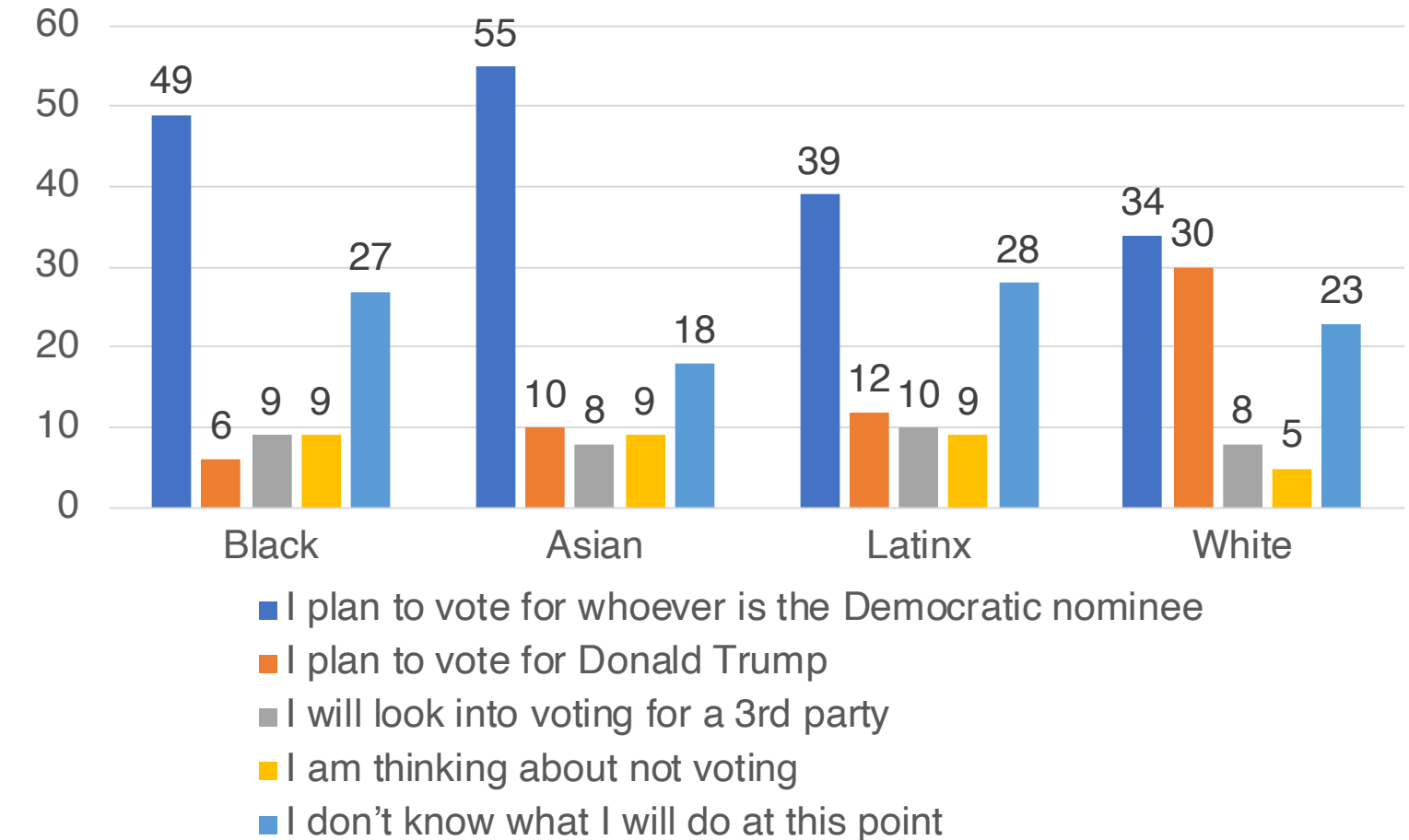
In the 2018 midterm congressional elections, did things come up that kept you from voting, or did you happen to vote?



2020 Election Intentions

Many young adults do not yet know what they will do in the voting booth come November 2020. While a plurality of young adults across race and ethnicity say they will vote for whomever is the Democratic nominee, over a quarter of Black (27%) and Latinx (28%) and almost a quarter of white (23%) respondents along with 18% of Asian respondents indicate that they don't yet know what they will do.

We know it is early in the 2020 election season and many people have not been focusing on the presidential election. Given what you know about the candidates running for president which statement is closest to how you feel:



Candidate Qualities

Across race and ethnicity, the most common response for young adults regarding what candidate quality matters most in deciding for whom to vote in the 2020 presidential election is a candidate that can bring about needed change. Bringing about needed change is cited much more than electability or winning the election.

Which one candidate quality matters most in deciding for whom to vote in the 2020 presidential election?

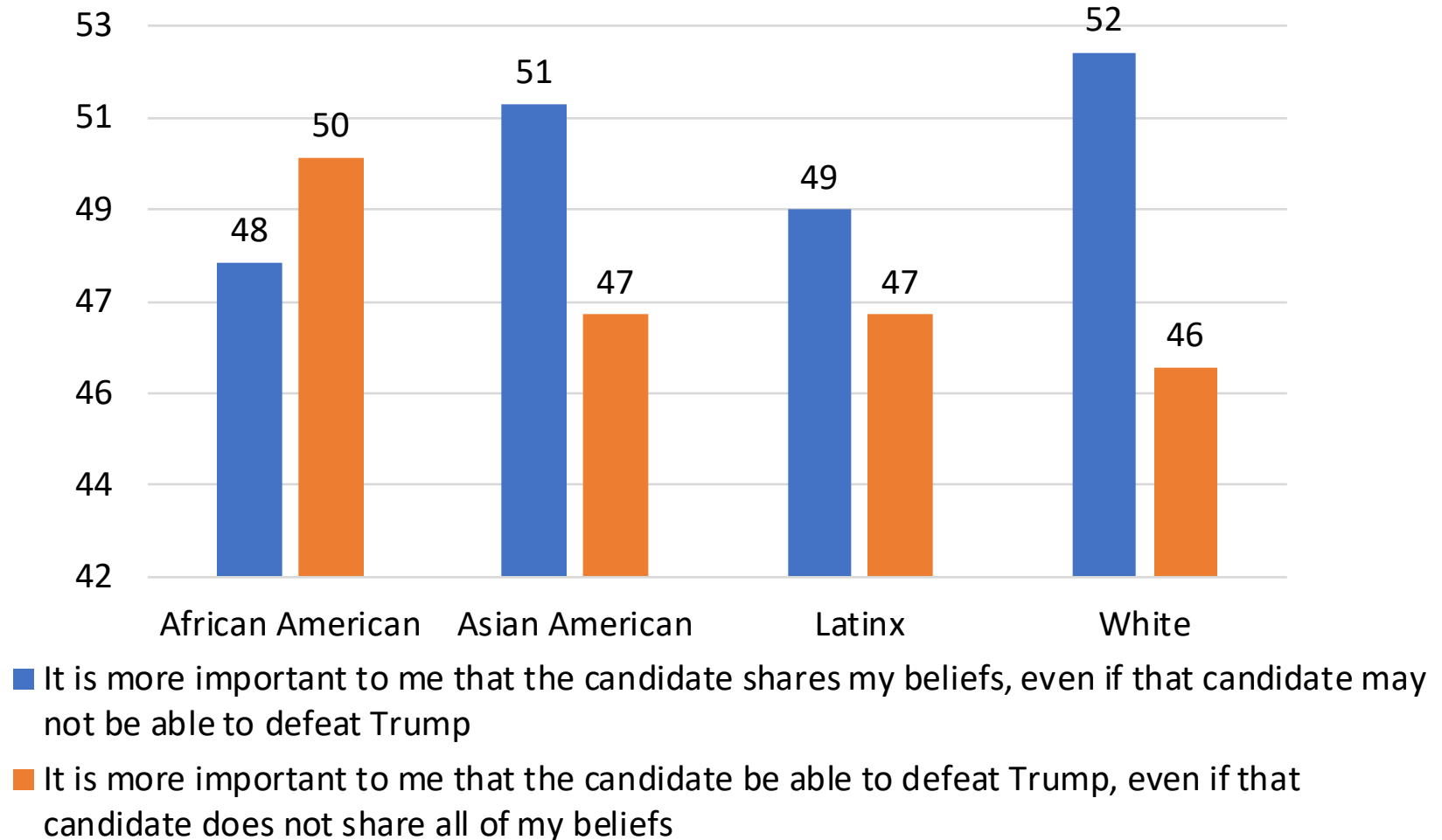
	African Americans	Asian Americans	Latinxs	Whites
1 st	Can bring about needed change (22%)	Can bring about needed change (21%)	Can bring about needed change (23%)	Can bring about needed change (24%)
2 nd	Honest and trustworthy (13%)	Honest and trustworthy (15%)	Honest and trustworthy (18%)	Shares my values (12%)
3 rd	Cares about people like me (12%)	Shares my values (13%)	Cares about people like me (12%)	Honest and trustworthy/ Policy Preferences (10%)

Candidate Beliefs and Electability

A slim majority of African American (50%) young adults say it is more important that the Democratic Party candidate can beat Trump, even if the candidate does not share all of their beliefs.

Majorities of Asian American (51%) and white (52%), and a plurality of Latinx (49%) young adults say it is more important that the candidate shares their beliefs, even if they may not be able to defeat Donald Trump. However, young adults are fairly split on the question across race and ethnicity.

In thinking about which candidate should receive the Democratic Party's nomination, which of the following best describes your view:



2020 Presidential Election Hypothetical Match-Ups

Now thinking about the general election, if the 2020 presidential election were being held today...for whom would you vote?

Donald Trump and...	African Americans	Asian Americans	Latinxs	Whites
Joe Biden	+73	+61	+46	+1
Elizabeth Warren	+73	+55	+47	-3
Bernie Sanders	+79	+57	+54	+7
Pete Buttigieg	+71	+52	+46	-1
Amy Klobuchar	+65	+49	+43	-4
Michael Bloomberg	+75	+56	+47	+1
Tom Steyer	+72	+50	+47	-1

*Net advantage calculated as Democratic candidate support minus Trump support

When pitted head-to-head, Biden, Bloomberg, Buttigieg, Klobuchar, Steyer and Warren all beat Donald Trump decisively among African American, Latinx and Asian American young adults. In contrast, only Bernie Sanders beats Trump among young white adults. Biden, Bloomberg, Buttigieg, Klobuchar, Steyer and Warren are in a statistical dead heat against Trump among young white adults.

Each of the leading candidates garner at least 70% support from African American, Latinx, and Asian American young adults when matched against Donald Trump in a hypothetical election. Donald Trump beats Elizabeth Warren, Pete Buttigieg, Amy Klobuchar, and Tom Steyer in hypothetical match-ups among young white adults.

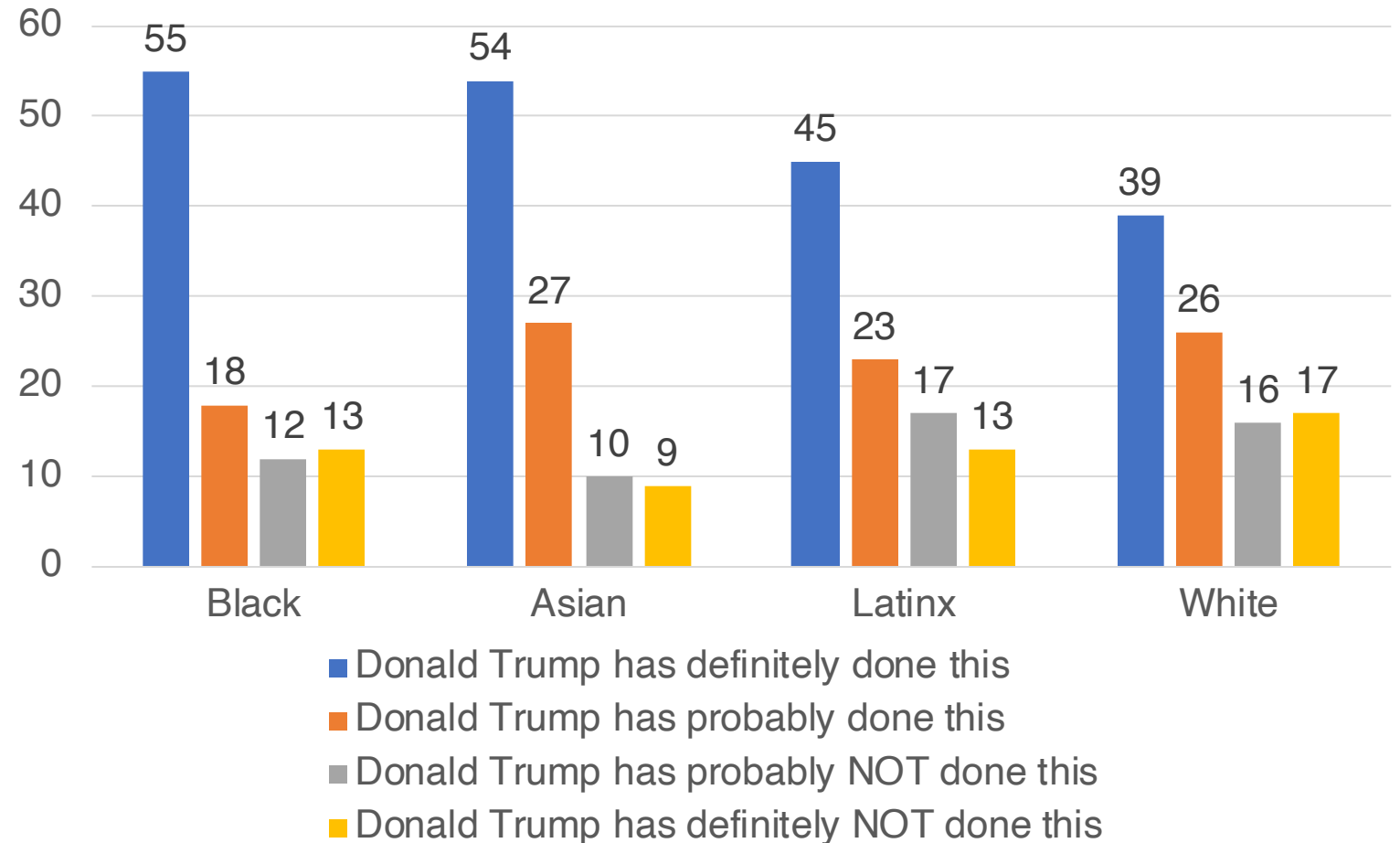
Donald Trump Improperly Enriching Himself and Others

The majority of Black (55%) and Asian (54%) and pluralities of Latinx (45%) and white (39%) of young adults believe that Donald Trump has definitely improperly used his office to enrich himself or his friends and family.

Percent who say Donald Trump has “definitely” or “probably” done this:

- African Americans = 73%
- Asian Americans = 81%
- Latinxs = 68%
- Whites = 65%

Since taking office, do you think Donald Trump has improperly used his office to enrich himself or his friends and family?



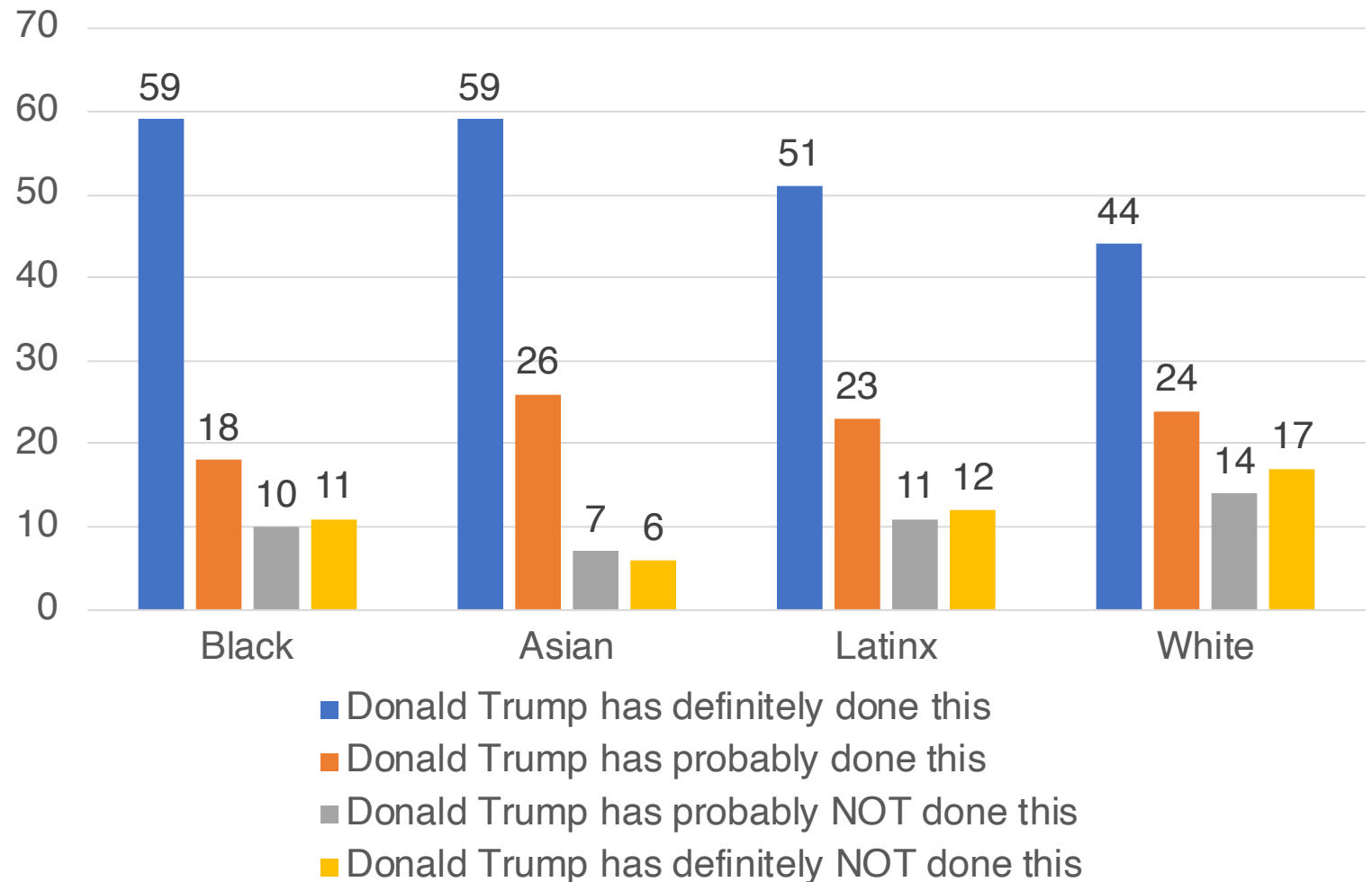
Donald Trump Improperly Attacking Political Opponents

Majorities of Black (59%), Asian (59%), Latinx (51%) as well as a plurality of white (44%) young adults definitely believe that Donald Trump used his office to attack his political opponents.

Percent who say Donald Trump has “definitely” or “probably” done this:

- African Americans = 73%
- Asian Americans = 81%
- Latinxs = 68%
- Whites = 65%

Since taking office, do you think Donald Trump has improperly used his office to attack his political opponents?



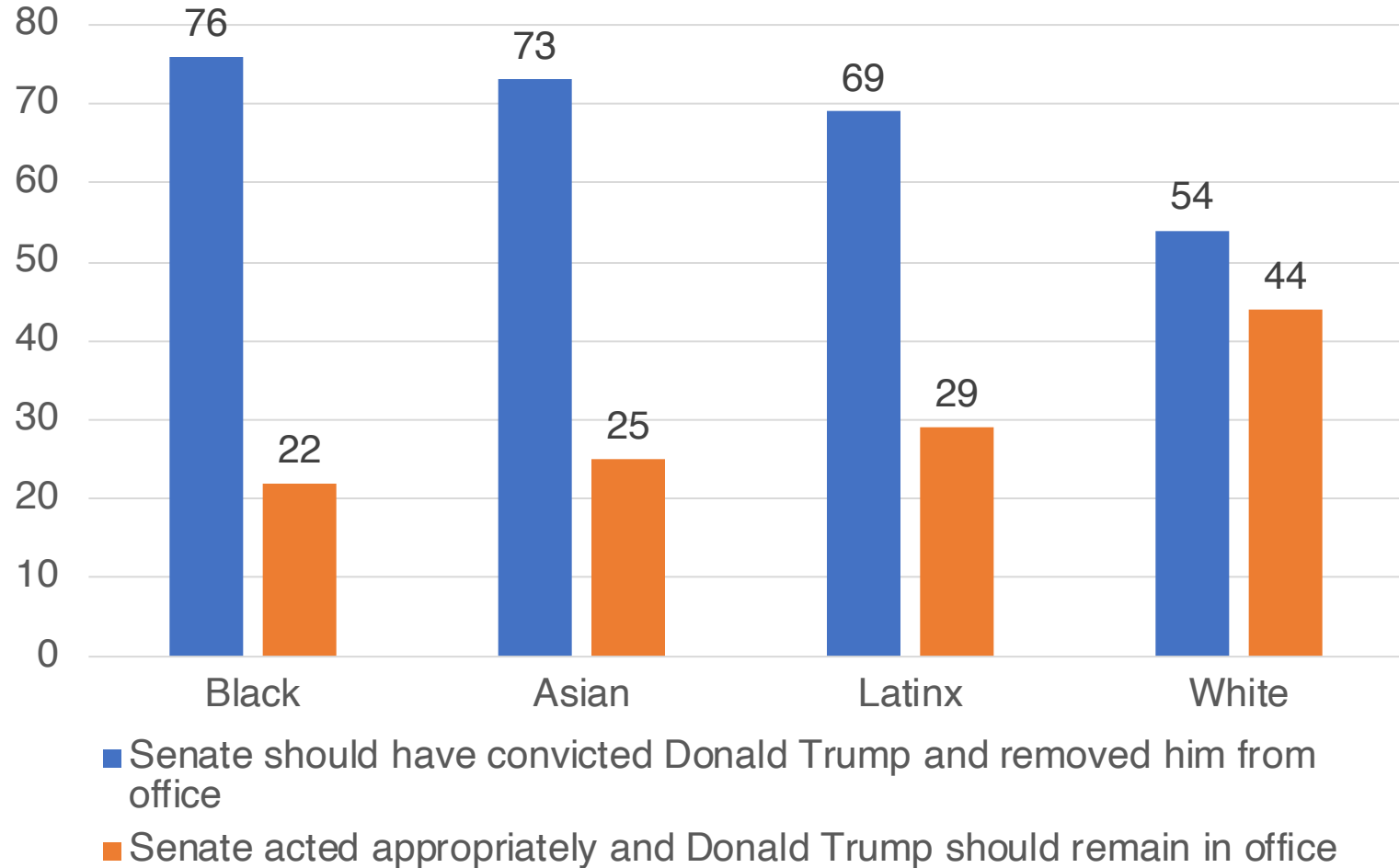
Senate Conviction Vote of Donald Trump

Based on what you have seen, read and heard, do you believe that the Senate should have voted to convict Donald Trump and remove him from office, or not convict Donald Trump and he should remain in office?

Majorities of young adults across race and ethnicity believe that the Senate should have voted to convict Donald Trump and removed him from office.

Percent who say the Senate should have convicted Donald Trump:

- African Americans = 76%
- Asian Americans = 73%
- Latinxs = 69%
- Whites = 54%



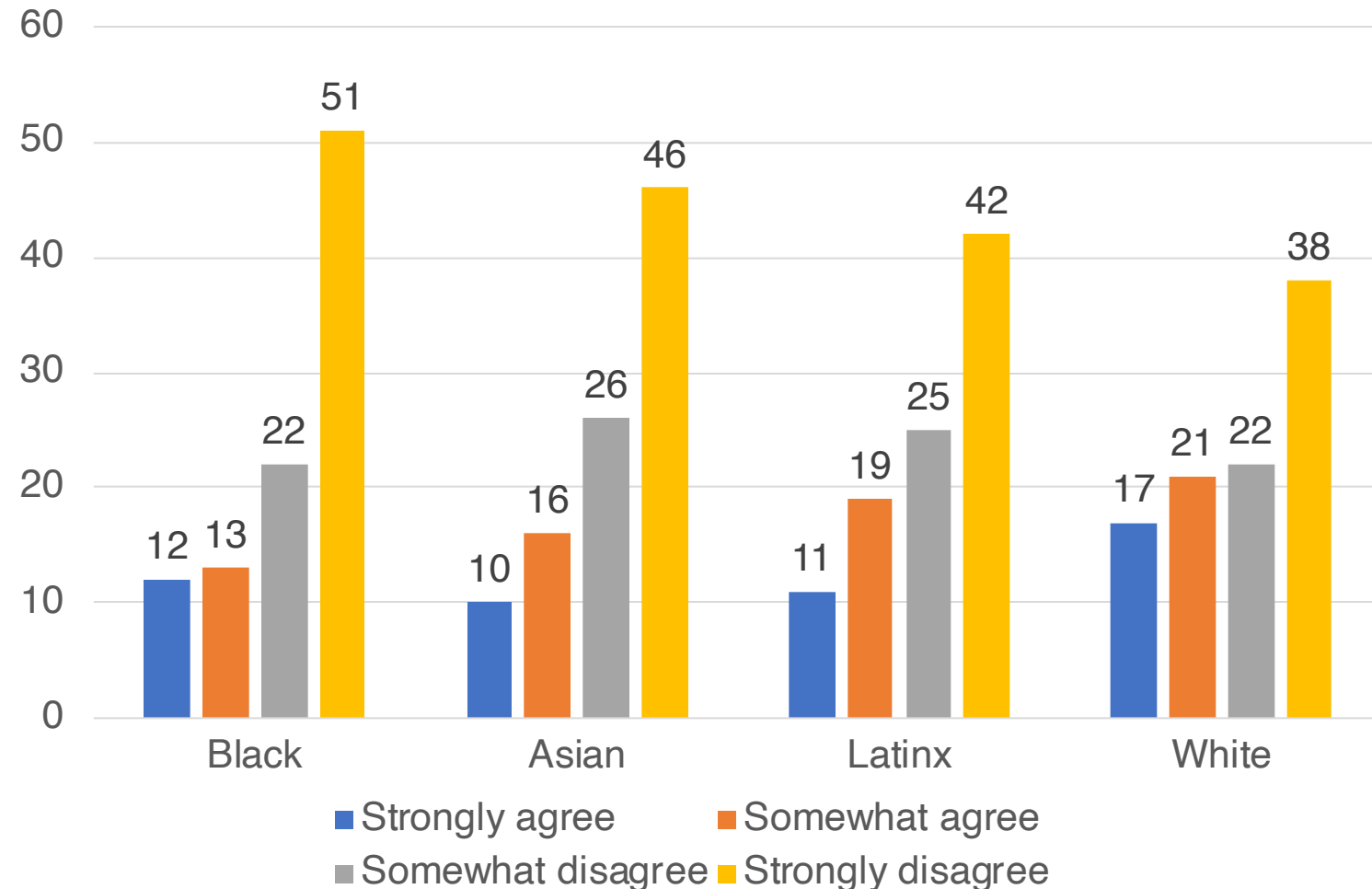
Senate Witnesses Vote in Trial of Donald Trump

Large majorities of African American (73%), Asian American (72%), and Latinx (67%) young adults, and a majority (60%) of white young adults disagree with the Senate's vote to not allow any witnesses in the impeachment trial of Donald Trump.

Percent who say they "strongly" or "somewhat" disagree:

- African Americans = 73%
- Asian Americans = 72%
- Latinxs = 67%
- Whites = 60%

Do you agree or disagree with the Senate's vote to not allow any witnesses in the impeachment trial of Donald Trump?



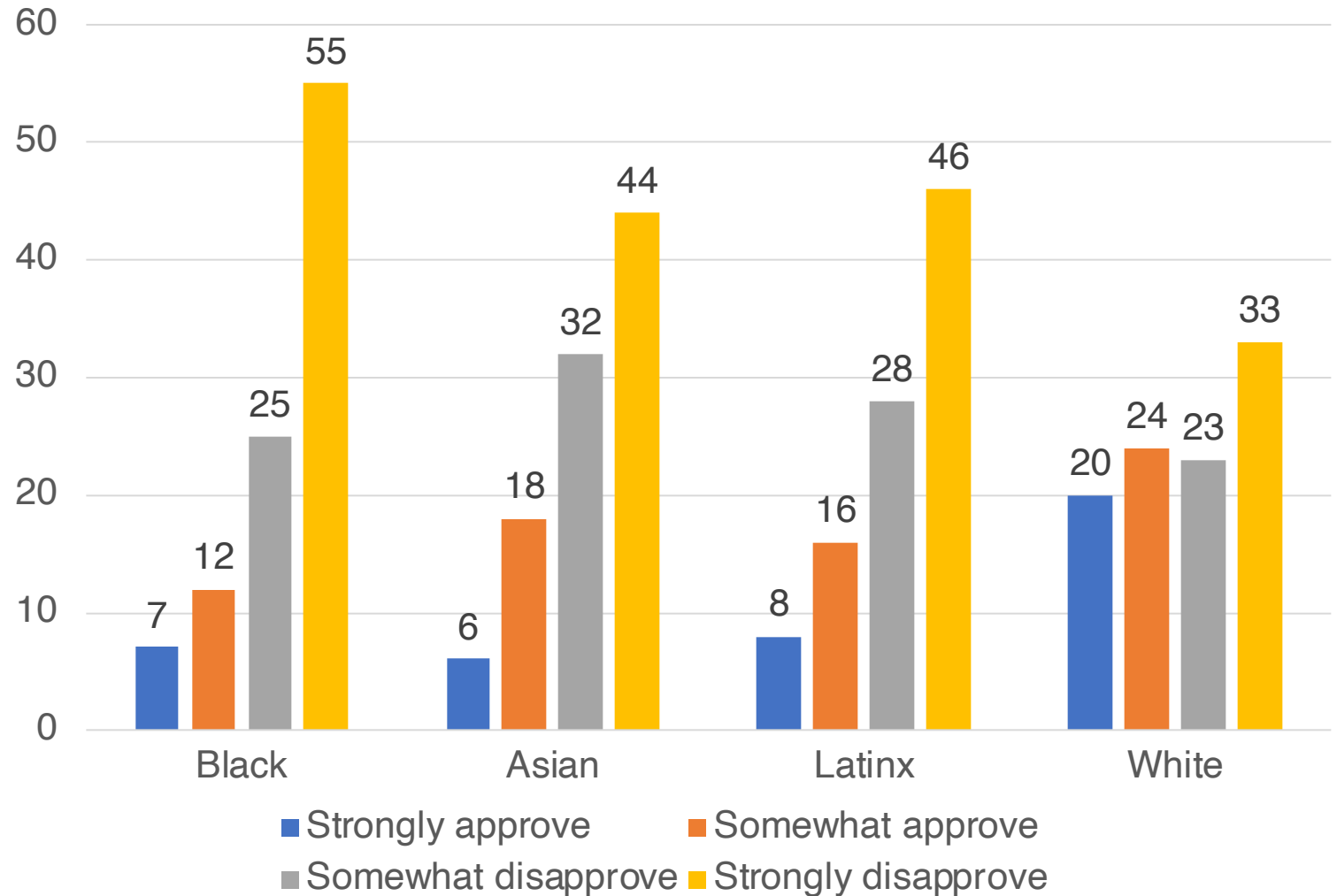
Donald Trump and Foreign Policy

A majority of Black (55%) and pluralities of Asian (44%), Latinx (46%), and white (33%) strongly disapprove of the way Donald Trump is handling foreign policy

Percent who say they “strongly” or “somewhat” disapprove:

- African Americans = 78%
- Asian Americans = 76%
- Latinxs = 74%
- Whites = 56%

Do you approve or disapprove of the way Donald Trump is handling foreign policy?



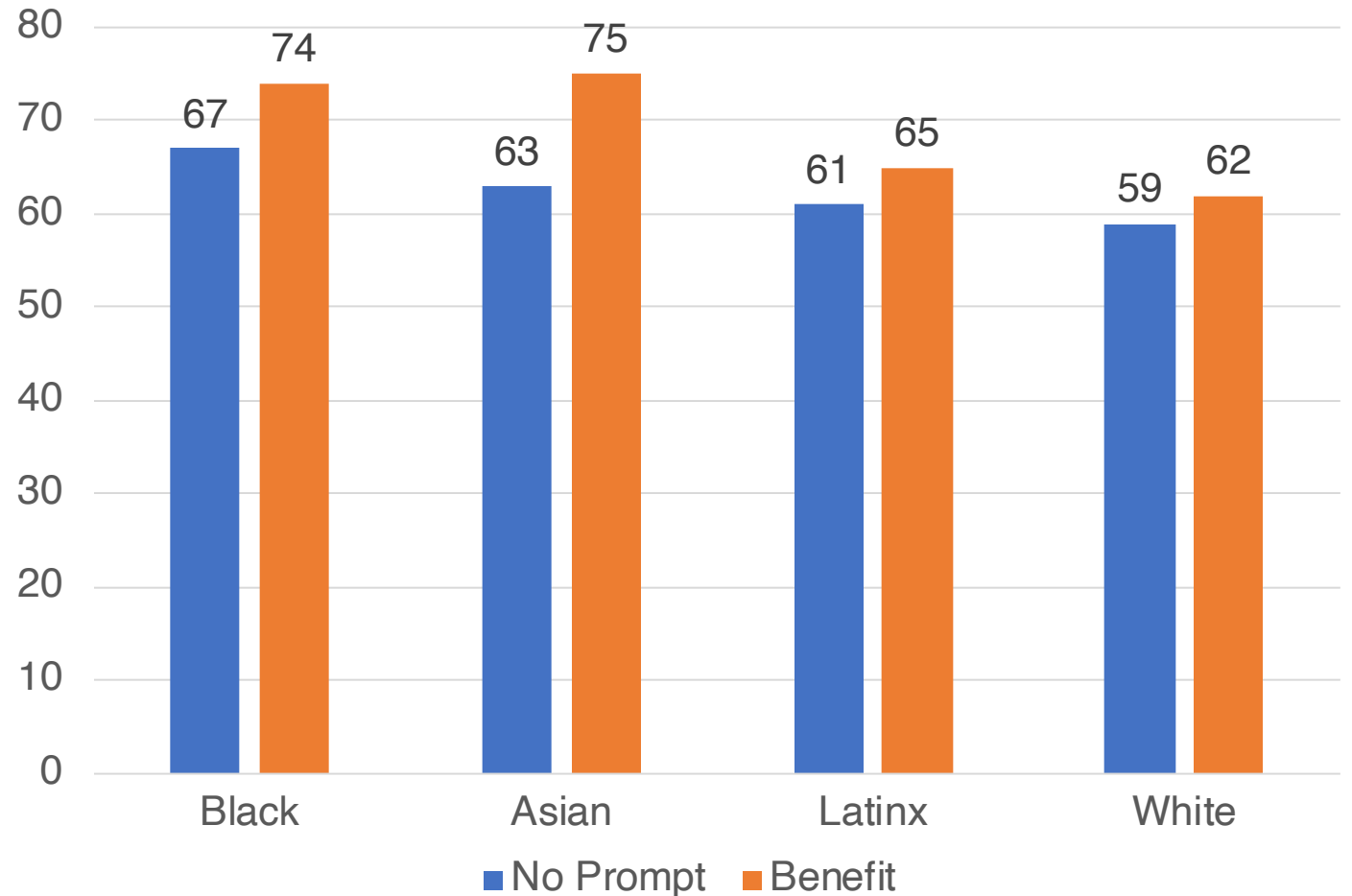
Universal Basic Income

Across race and ethnicity there is support for a universal basic income. Majorities of Black (67%), Asian (63%), Latinx(61) and white (59%) support universal basic income. Support for the basic income increases 3-7% when benefit is included in the prompt.

Percent who say they “strongly” or “somewhat” support a universal basic income benefit:

- African Americans = 74%
- Asian Americans = 75%
- Latinxs = 65%
- Whites = 62%

Do you support or oppose a universal basic income [No prompt / benefit] of \$1,000 each month for each American 18 or older? (Split ballot – percent who say somewhat or strongly support)



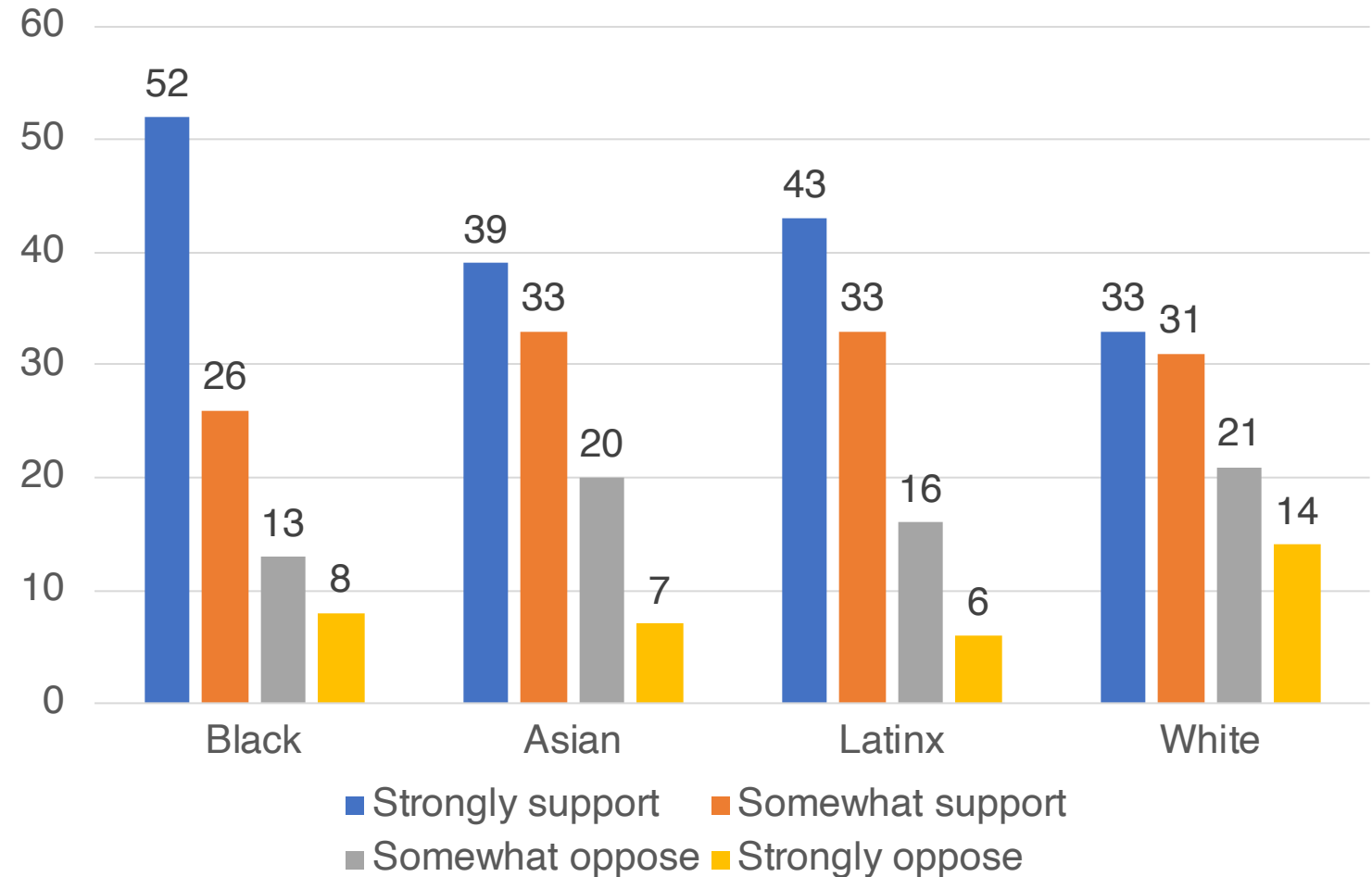
Government Jobs Guarantee

Majorities of young adults across race and ethnicity somewhat or strongly support the idea that the government should guarantee a job to every American adult who wants to work, with a majority of Black respondents (52%) strongly supporting the statement.

Percent who say they “strongly” or “somewhat” support:

- African Americans = 78%
- Asian Americans = 72%
- Latinxs = 76%
- Whites = 64%

Do you support or oppose the idea that the government should guarantee a job to every American adult who wants to work?



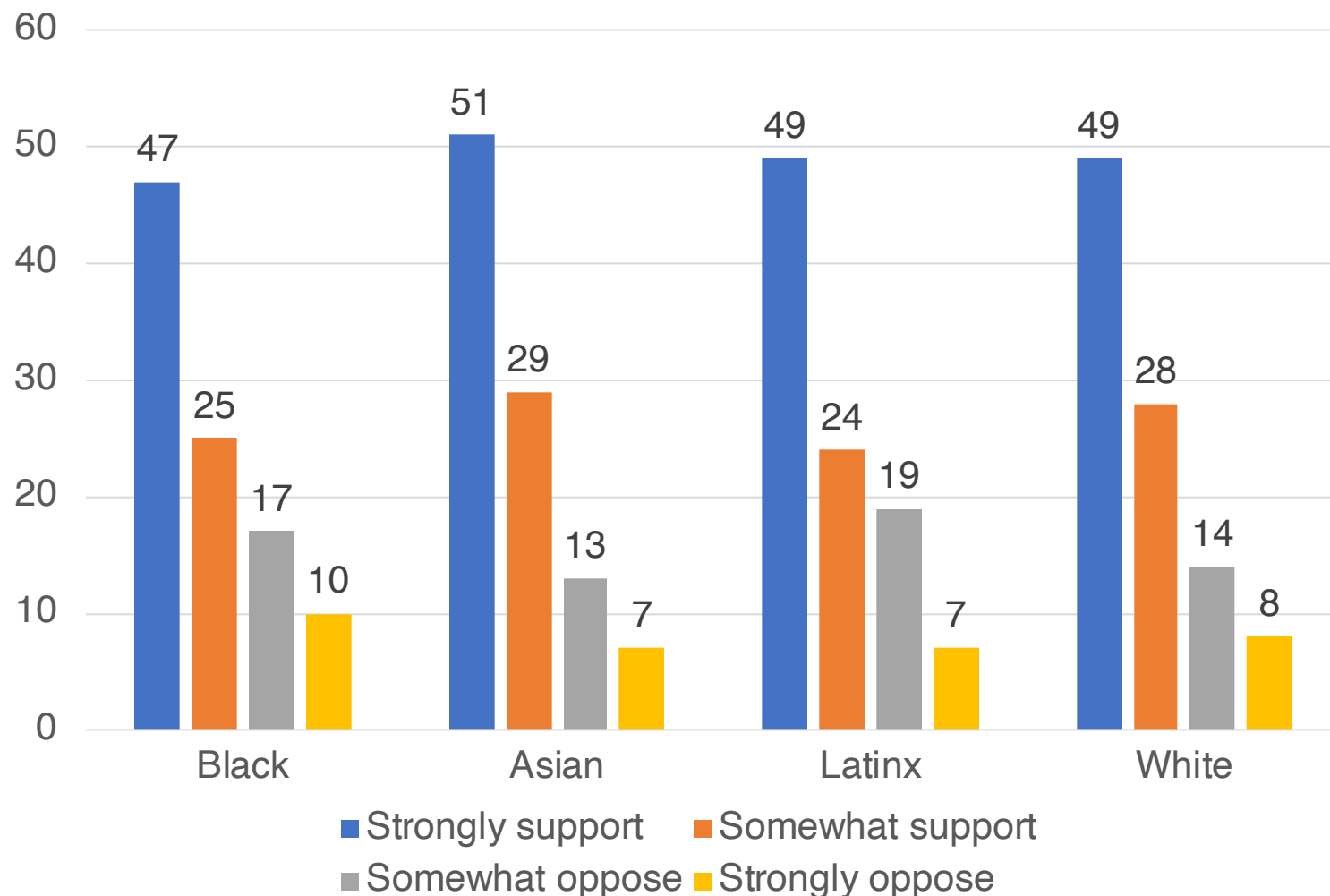
Raising Taxes on Millionaires

Overwhelming majorities of young adults strongly or somewhat support (76%) having a higher tax rate on individuals making an income above one million dollars per year, with 51% of Asian American young adults strongly supporting this policy

Percent who say they “strongly” or “somewhat” support:

- African Americans = 72%
- Asian Americans = 80%
- Latinxs = 73%
- Whites = 77%

Do you support or oppose having a higher tax rate on individuals making an income above one million dollars per year?



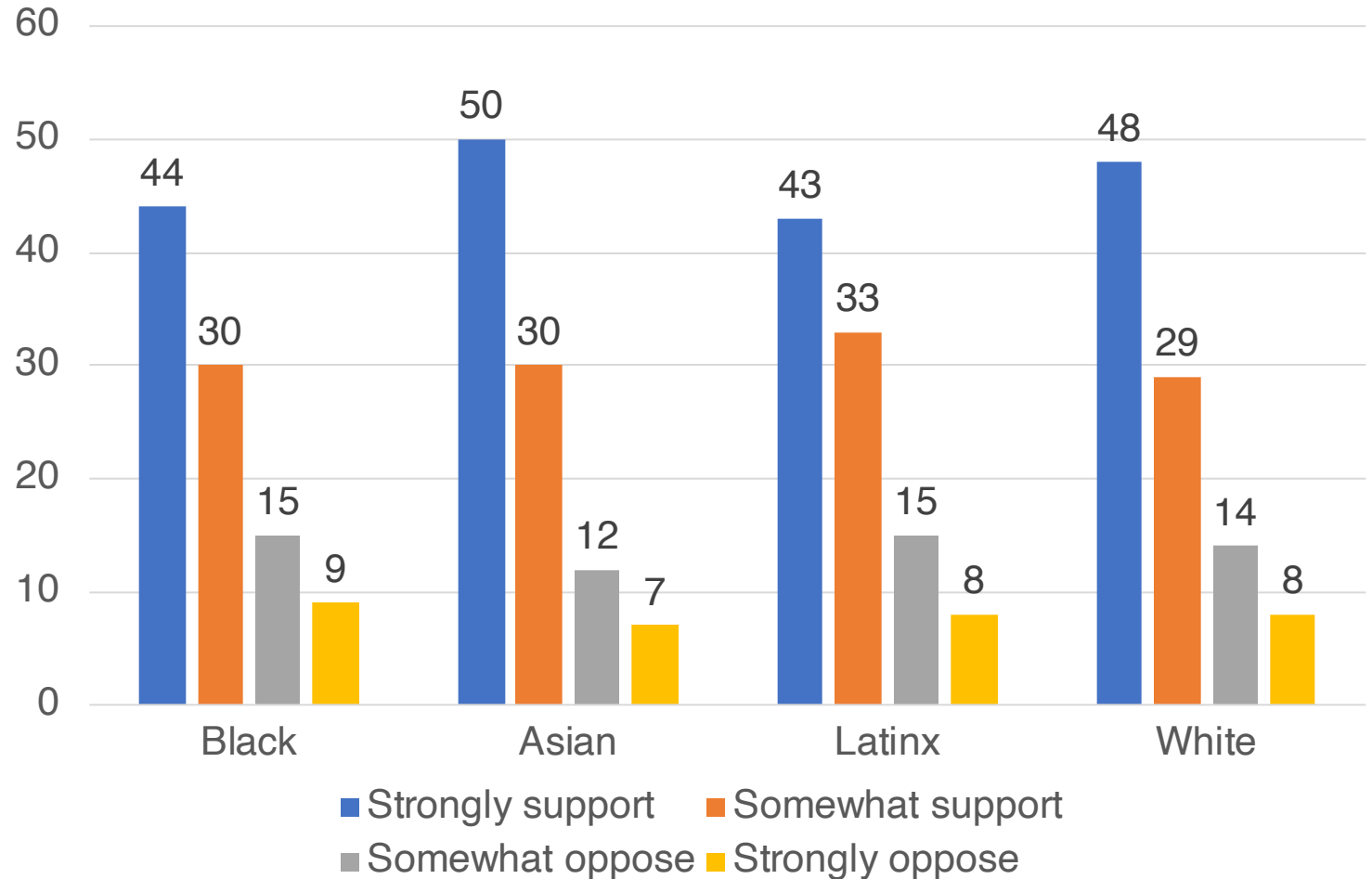
Wealth Tax

Overwhelming majorities of young adults strongly or somewhat support (77%) a wealth tax of 2% on those with a net worth over \$50 million and 3% on those with a net worth over \$1 billion.

Percent who say they “strongly” or “somewhat” support:

- African Americans = 74%
- Asian Americans = 80%
- Latinxs = 76%
- Whites = 77%

Would you support or oppose imposing a 2% tax on the assets of those with a net worth over \$50 million and a 3% tax on the assets of those with a net worth over \$1 billion?



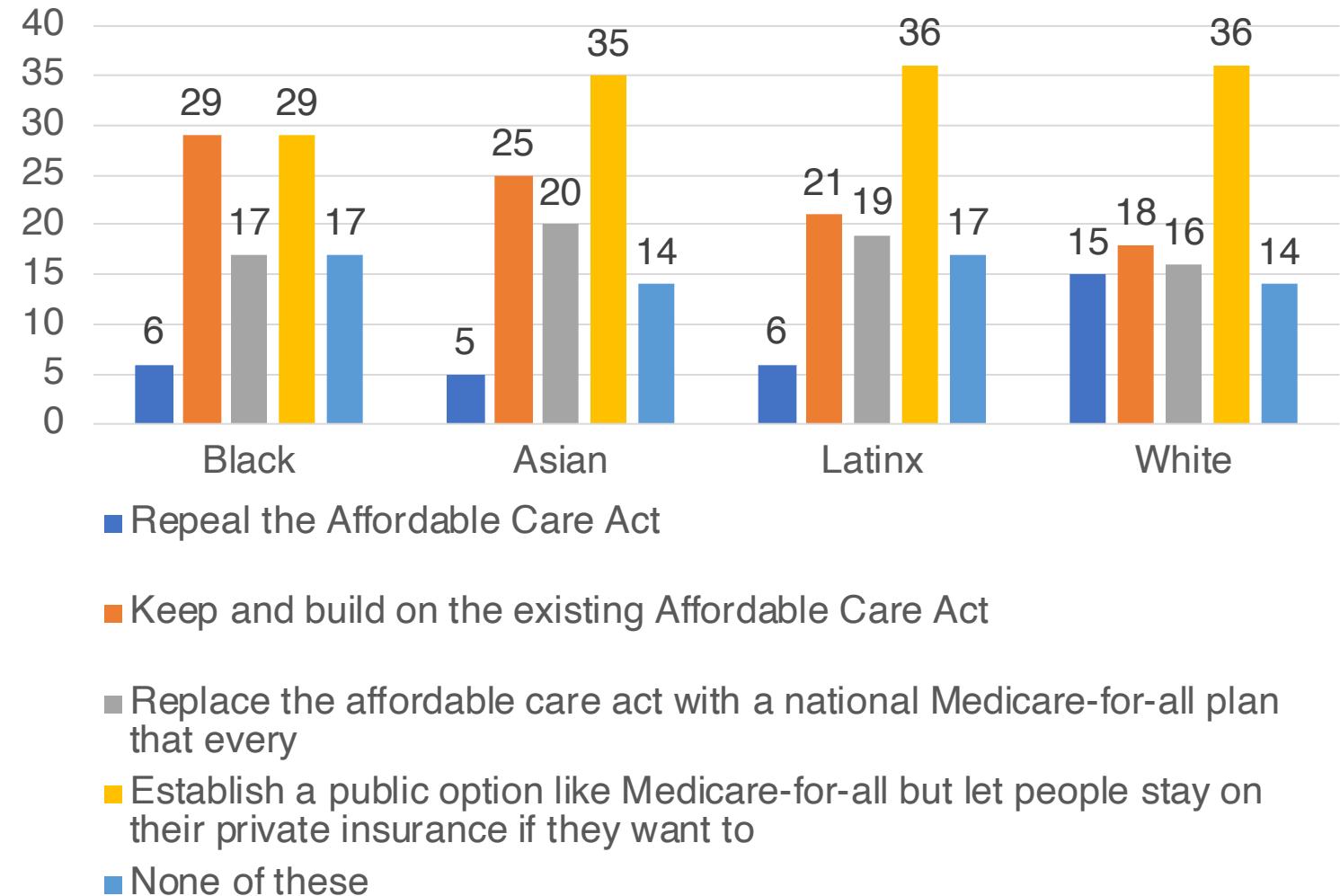
Health Care Reform

When asked how best to expand health care coverage to more Americans, pluralities of Asian (35%), Latinx (36%) and white (36%) young adults support a plan to establish a public option like Medicare-for-all but let people stay on their private insurance if they want to. Black young adults are split on the best way to expand coverage with 29% supporting a public option and 29% supporting the idea of building on the existing Affordable Care Act.

Percent who support replacing the Affordable Care Act with a national Medicare-for-all plan:

- African Americans= 18%
- Asian Americans= 18%
- Latinxs= 21%
- Whites= 14%

Which of the following approaches to expanding health care coverage to more Americans would you prefer?



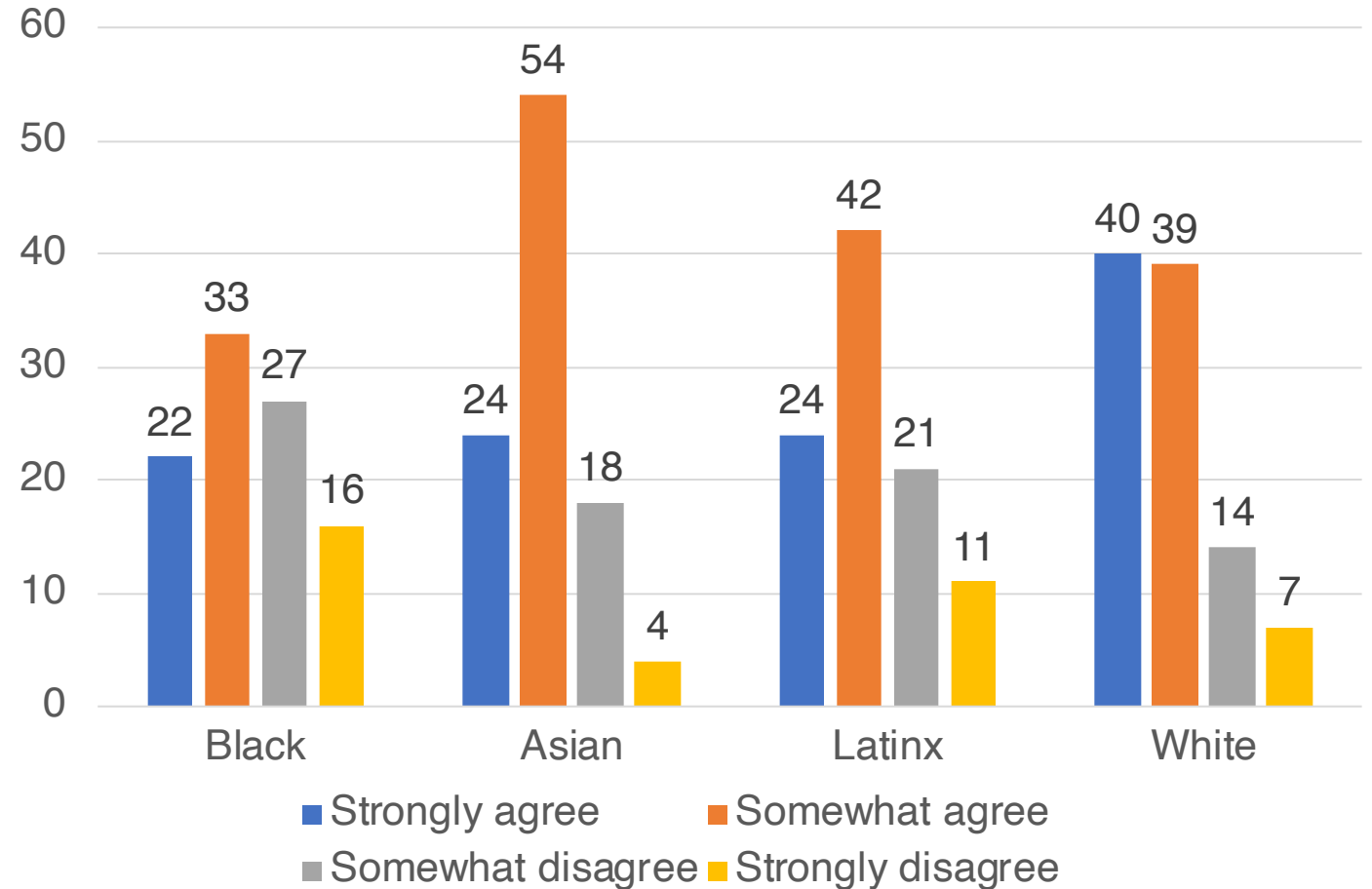
Full and Equal Citizen

Significant majorities of Asian American (78%), Latinx (66%), and white (79%) young adults say they feel like a full and equal citizen in this country, compared to smaller majorities of African American (55%) young adults who say the same.

Percent saying they somewhat or strongly agree:

- African Americans: 55%
- Asian Americans: 78%
- Latinxs: 66%
- Whites: 79%

Please tell us how strongly you agree or disagree with the following statements. Generally, I feel like a full and equal citizen in this country with all the rights and protections that other people have.



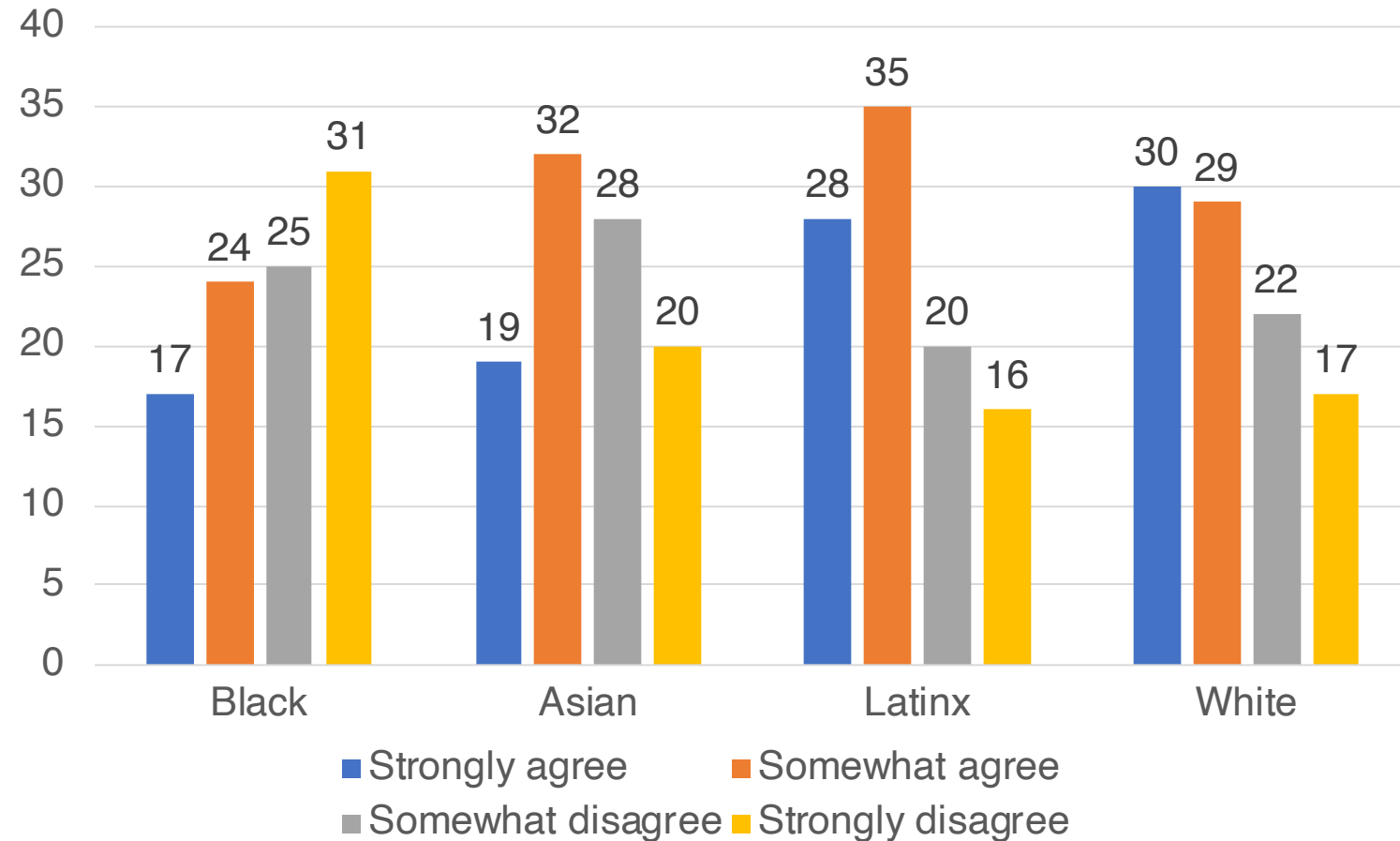
Work their Way Up

Majorities of Asian Americans (51%), Latinxs (63%), and whites (59%) feel that African Americans should not receive special favors.

Those who somewhat or strongly agree that blacks should not receive any special favors:

- African Americans: 31%
- Asian Americans: 51%
- Latinxs: 63%
- Whites: 59%

Please tell us how strongly you agree or disagree with the following statements. Irish, Italian, Jewish, and many other minorities overcame prejudice and worked their way up. Blacks should do the same without any special favors.



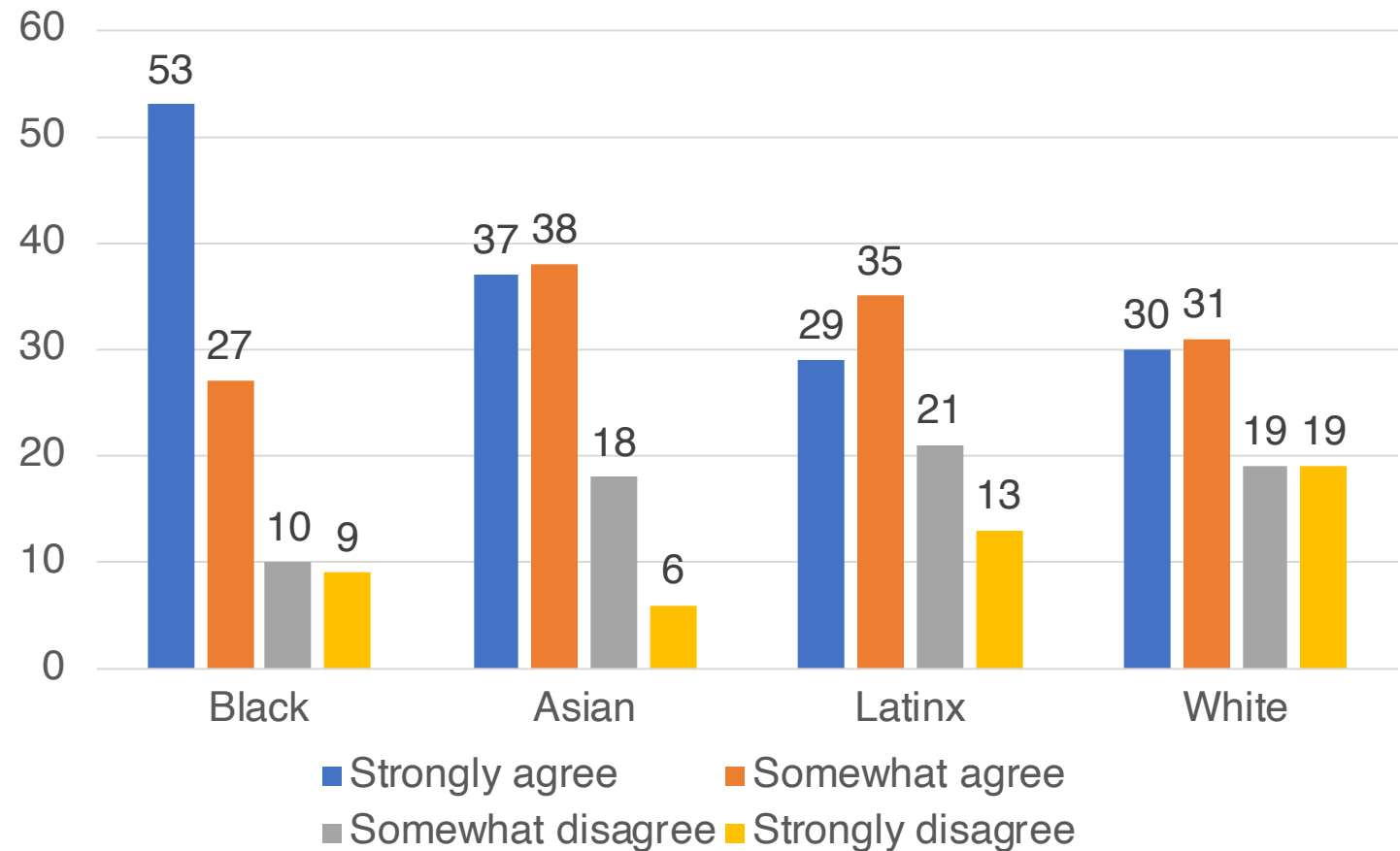
Generations of Slavery

Majorities of young people across race and ethnicity somewhat or strongly agree that generations of slavery and discrimination has made it difficult for blacks to work their way out of the lower class.

Percent who somewhat or strongly agree:

- African Americans: 80%
- Asian Americans: 75%
- Latinxs: 64%
- Whites: 61%

Please tell us how strongly you agree or disagree with the following statements. Generations of slavery and discrimination have created conditions that make it difficult for blacks to work their way out of the lower class.



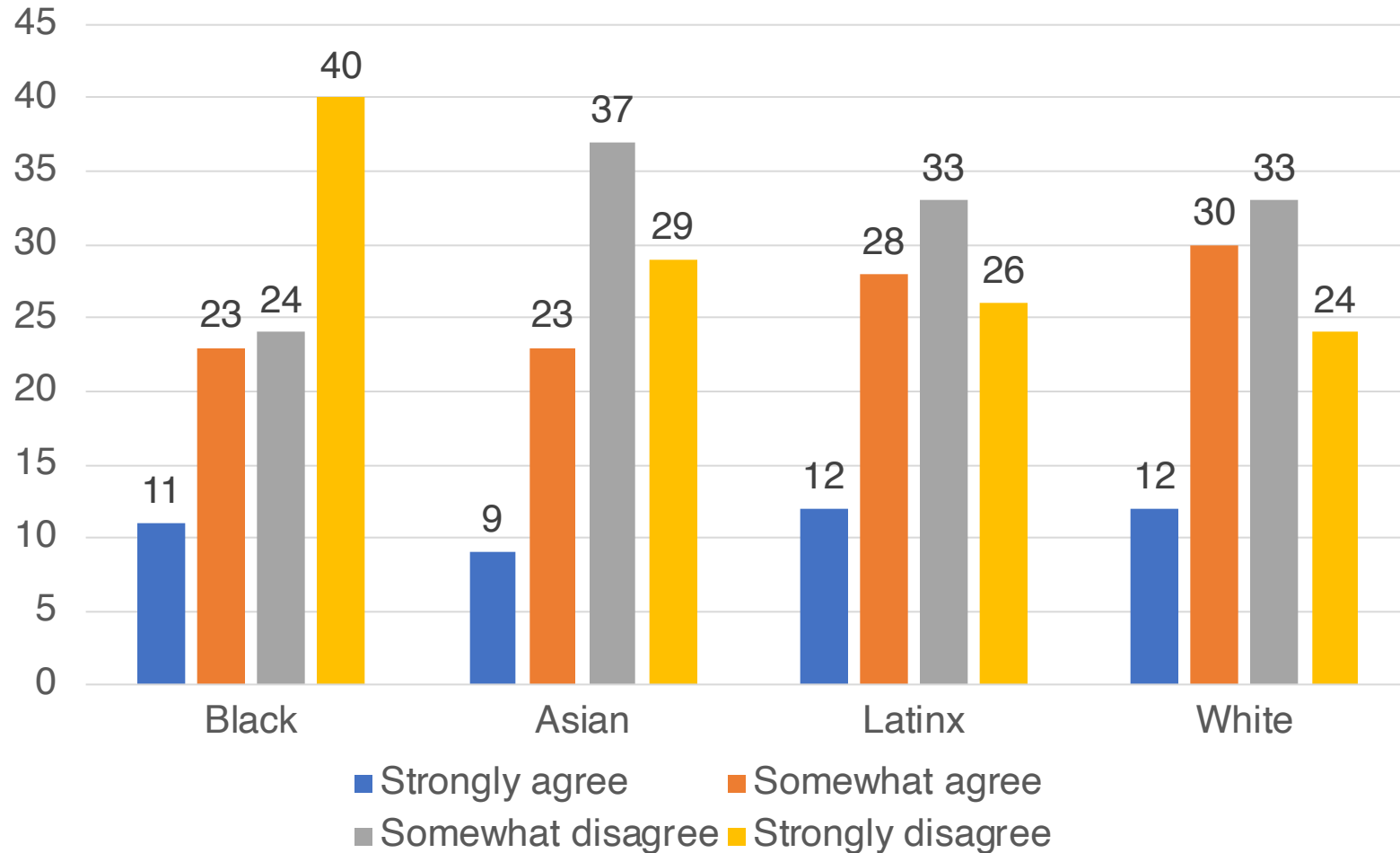
Whites Economically Losing Ground

Majorities of young adults disagree that whites are economically losing ground today compared to other racial and ethnic groups.

Percent who somewhat or strongly agree that whites are economically losing ground:

- African Americans: 34%
- Asian Americans: 32%
- Latinxs: 40%
- Whites: 42%

Do you agree or disagree that, through no fault of their own, whites are economically losing ground today compared to other racial and ethnic groups?



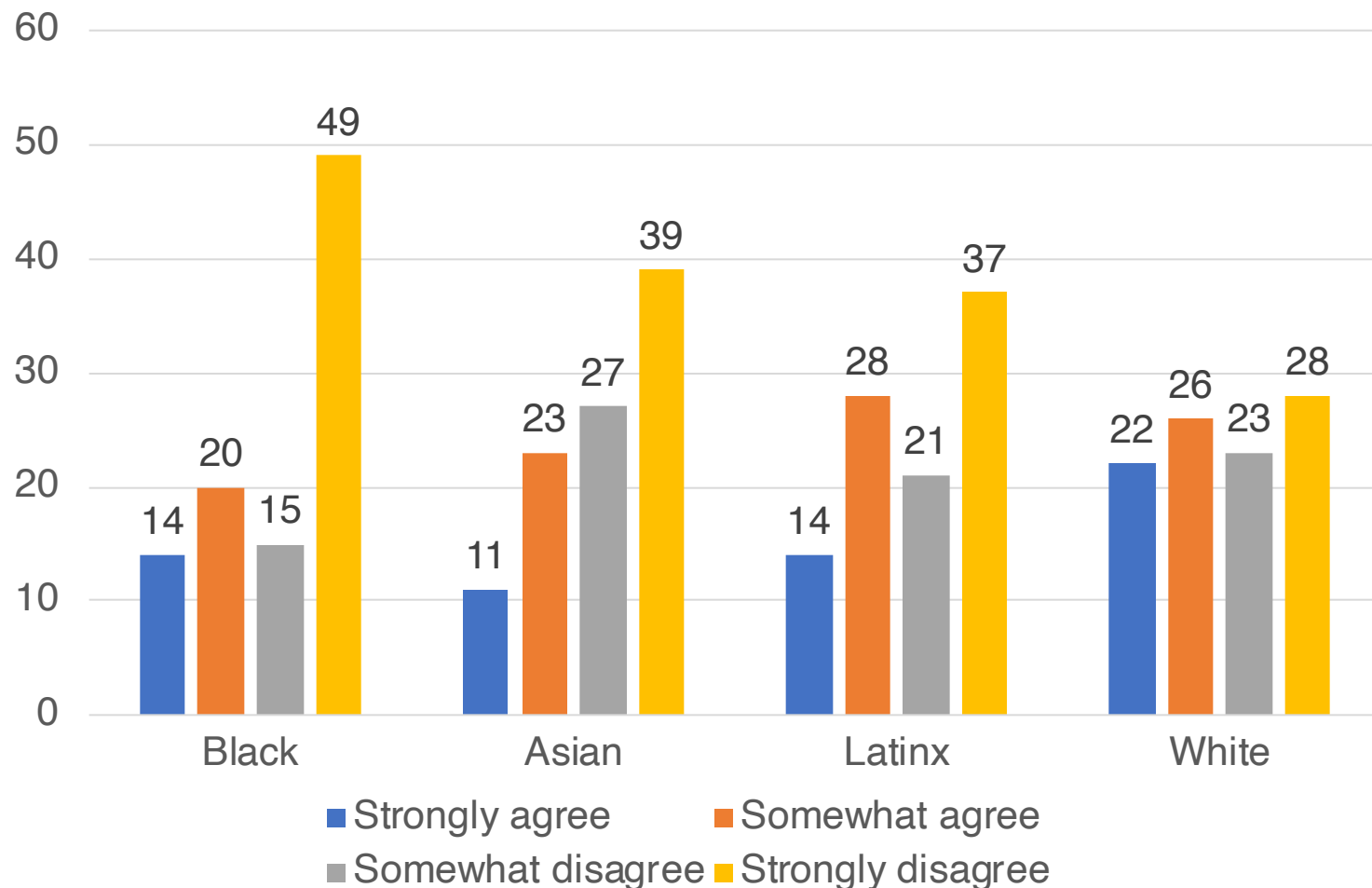
Discrimination Against Whites

Pluralities African American (49%) of Asian American (39%) and Latinx (37%) young adults strongly disagree that discrimination against whites has become as big a problem as discrimination against blacks and other minorities. Only 28% of white young adults strongly disagree.

Those who somewhat or strongly agree that discrimination against whites has become a problem:

- African Americans: 34%
- Asian Americans: 34%
- Latinxs: 42%
- Whites: 48%

Do you agree or disagree that discrimination against whites has become as big a problem as discrimination against blacks and other minorities?



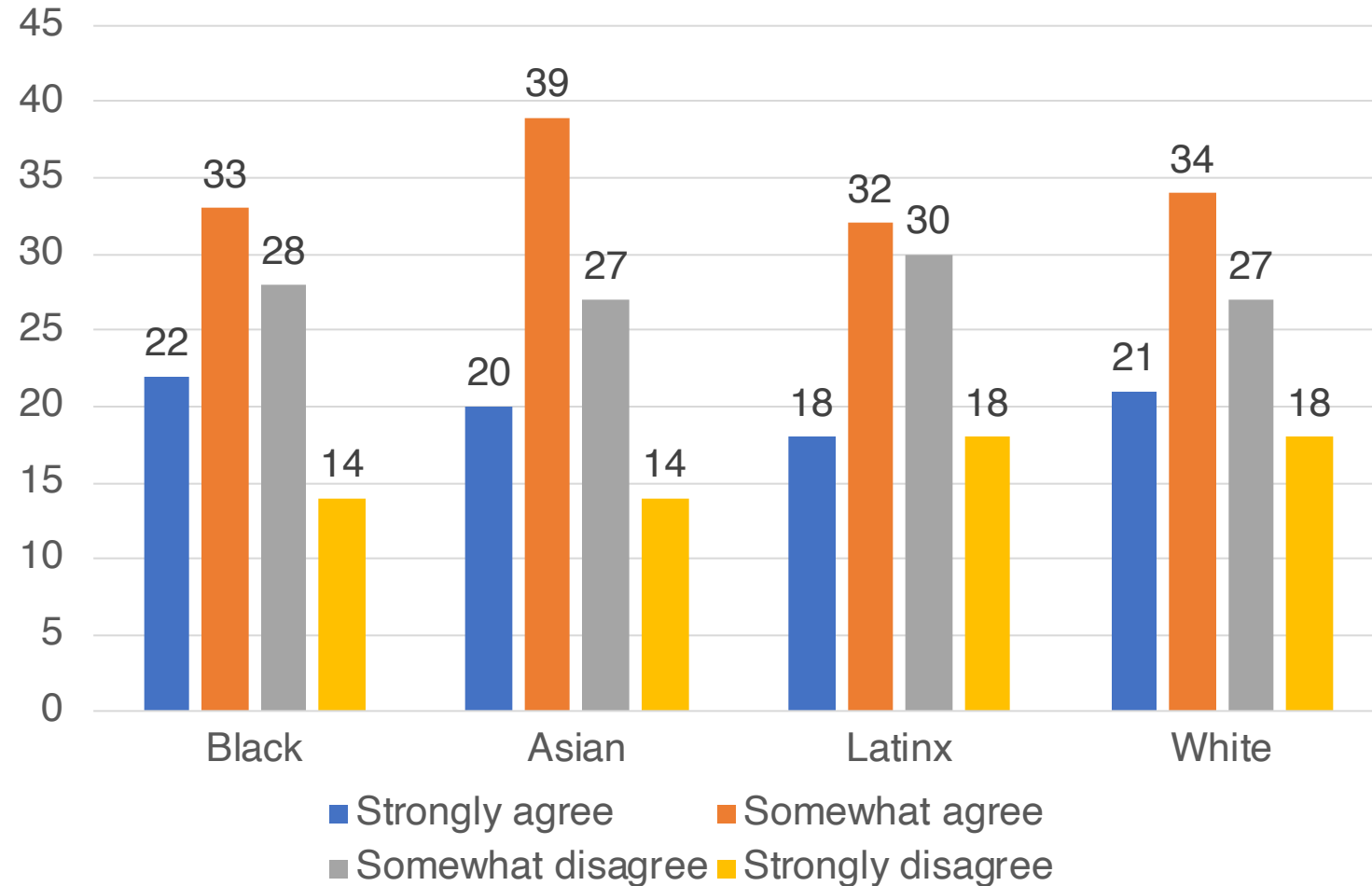
Feminist Demands of Men

Majorities of African American (55%), Asian American (59%), Latinx (60%), and white (55%) young adults somewhat or strongly agree that feminists are making entirely reasonable demands of men.

Percent who somewhat or strongly agree:

- African Americans: 55%
- Asian Americans: 59%
- Latinxs: 60%
- Whites: 55%

Please indicate how much you agree or disagree with the following statement: **Feminists are making entirely reasonable demands of men.**



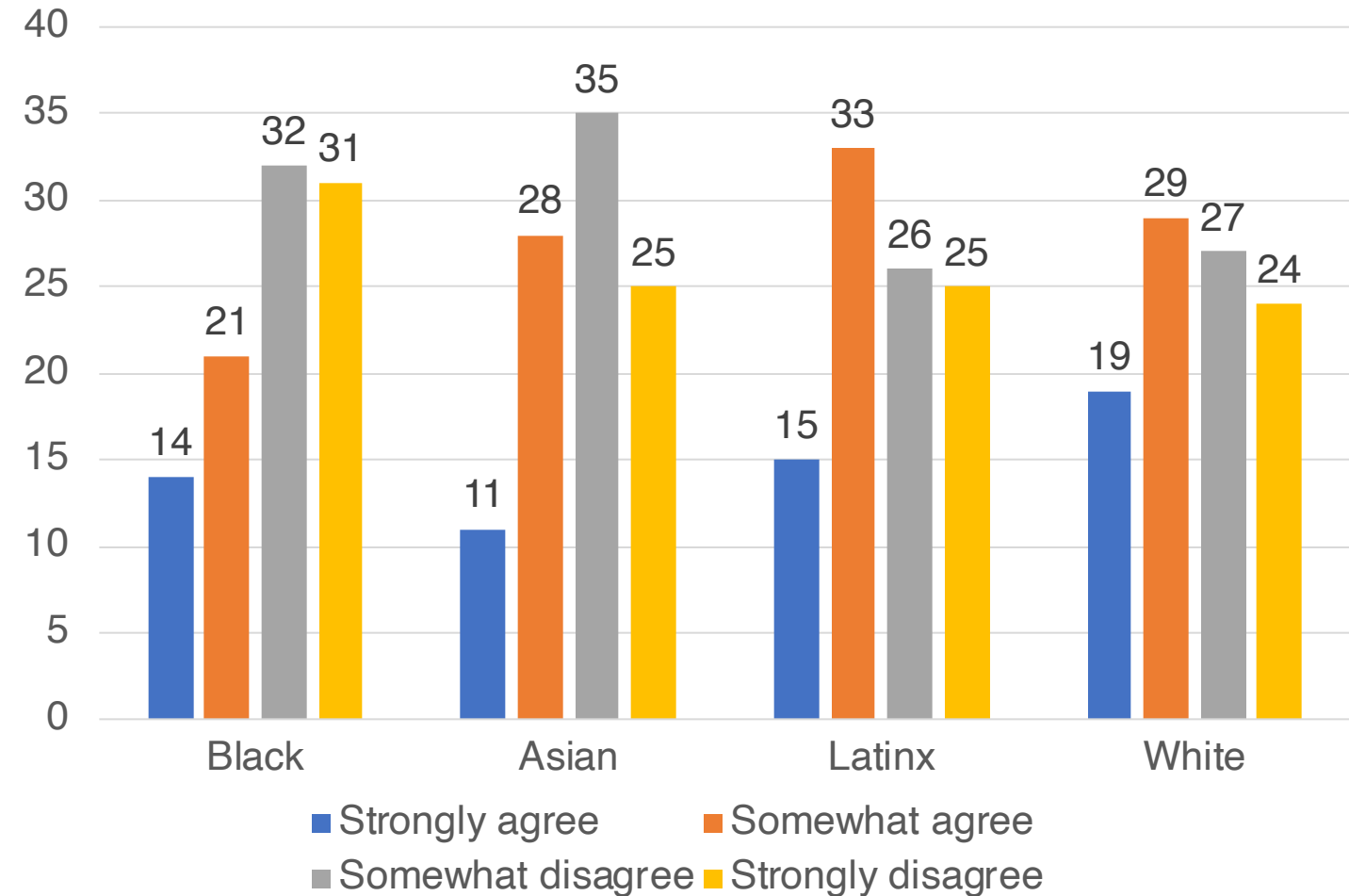
Discrimination Against Women

Majorities of young adults across race and ethnicity strongly or somewhat disagree that women who complain about discrimination often cause more problems than they solve.

Percent who somewhat or strongly agree:

- African Americans: 35%
- Asian Americans: 39%
- Latinxs: 48%
- Whites: 48%

Please indicate how much you agree or disagree with the following statement: **Women who complain about discrimination often cause more problems than they solve.**



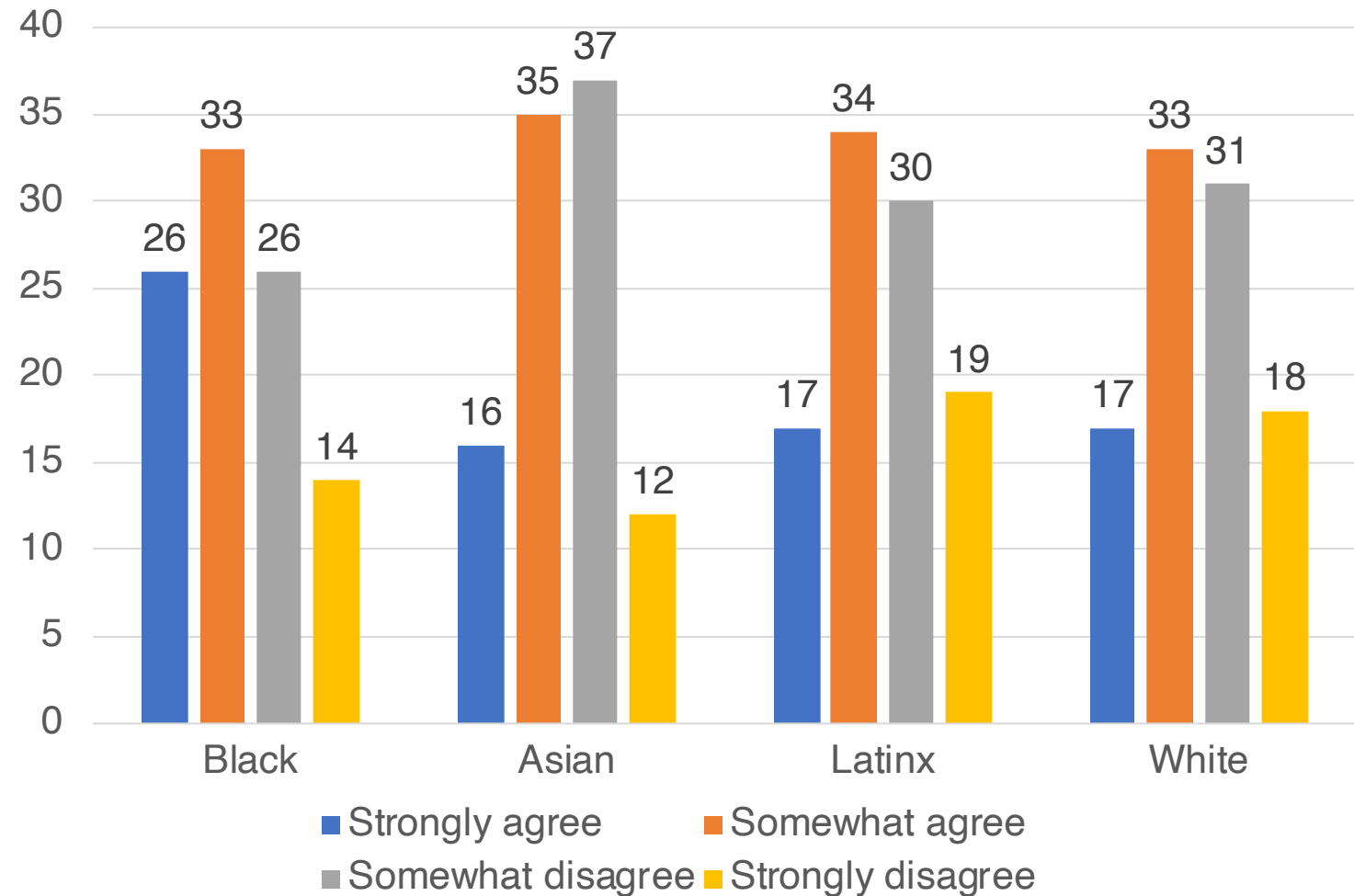
Men Provide Financially for Women

Majorities of African American (58%), Asian American (51%), and Latinx (51%) young adults either somewhat or strongly agree that men should be willing to sacrifice to provide financially for women. About half of white (50%) young adults agree.

Percent who somewhat or strongly agree:

- African Americans: 58%
- Asian Americans: 51%
- Latinxs: 51%
- Whites: 50%

Please indicate how much you agree or disagree with the following statement: Men should be willing to sacrifice to provide financially for women.



Men Ought to Have a Woman to Adore

Majorities of African American (68%), Asian American, (53%), Latinx (59%), and white (53%) young adults agree that every man ought to have a woman whom he adores.

Percent who somewhat or strongly agree:

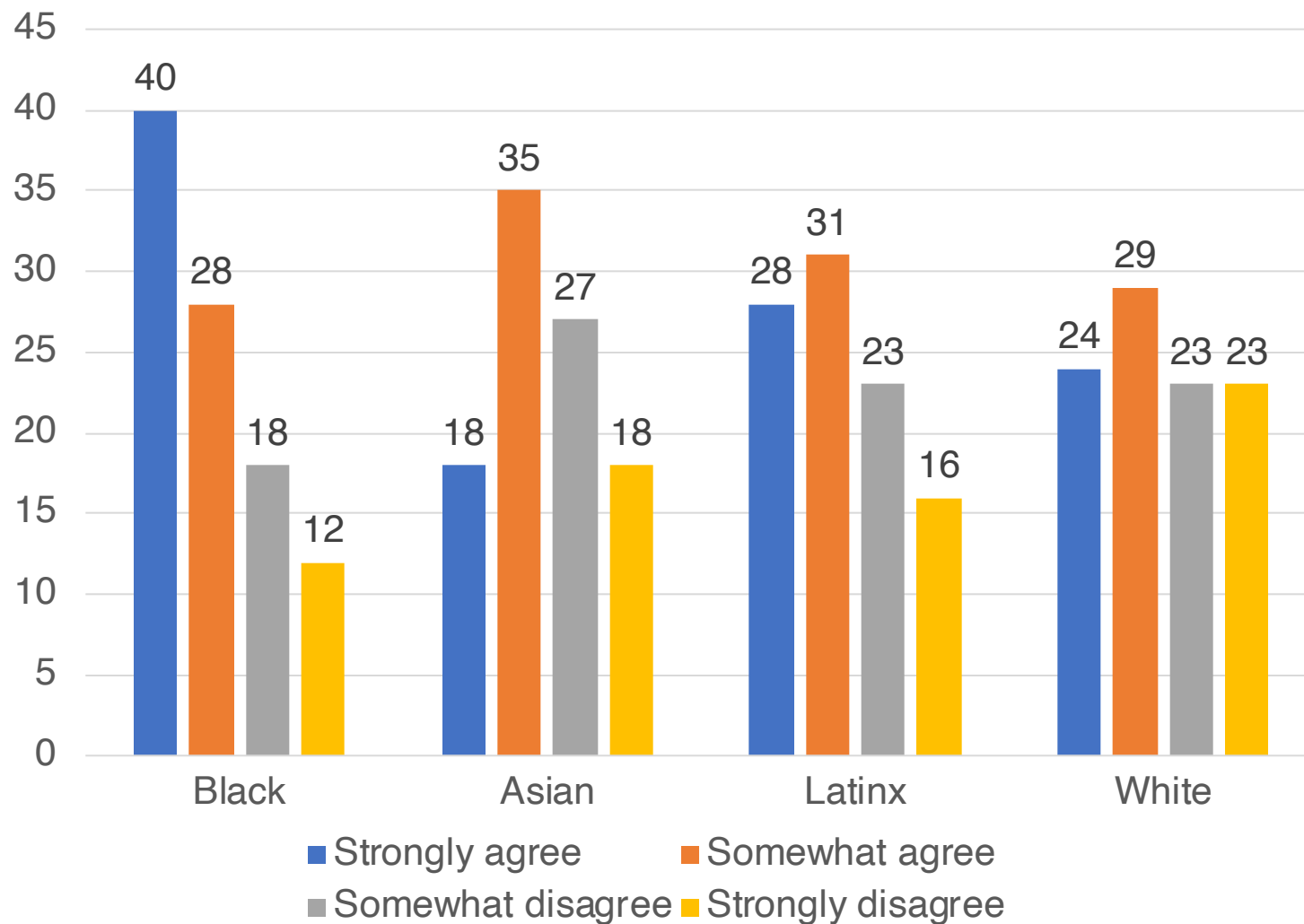
African Americans: 68%

Asian Americans: 53%

Latinxs: 59%

Whites: 53%

Please indicate how much you agree or disagree with the following statement: Every man ought to have a woman whom he adores.



Social Ideological Self-Identification

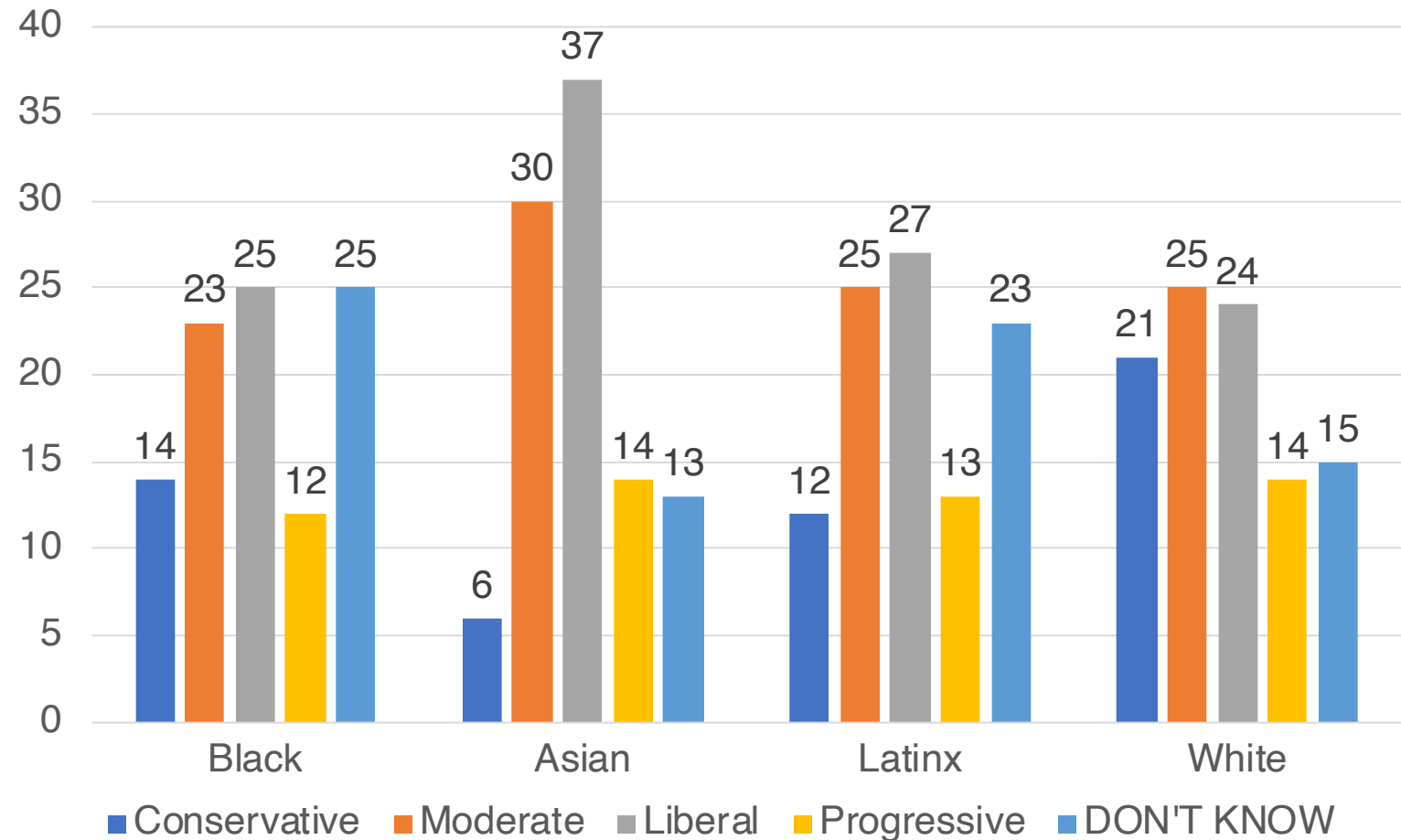
Pluralities of African American (25%), Asian American (37%), and Latinx (27%) young adults say they consider their views on social issues as liberal. Pluralities of white young adults (25%) consider themselves to be moderate

The second most chosen social ideological category is moderate among African American (23%), Asian American (30%), and Latinx (25%) young adults. For white young adults, the next selected choice is liberal (24%).

Percent who say they are not sure about their social ideological self-identification:

- African Americans= 25%
- Asian Americans= 13%
- Latinxs= 23%
- Whites= 15%

Do you consider your views on social issues like abortion, gay marriage, and the death penalty to be generally conservative, moderate, liberal, or progressive?



Economic Ideological Self-Identification

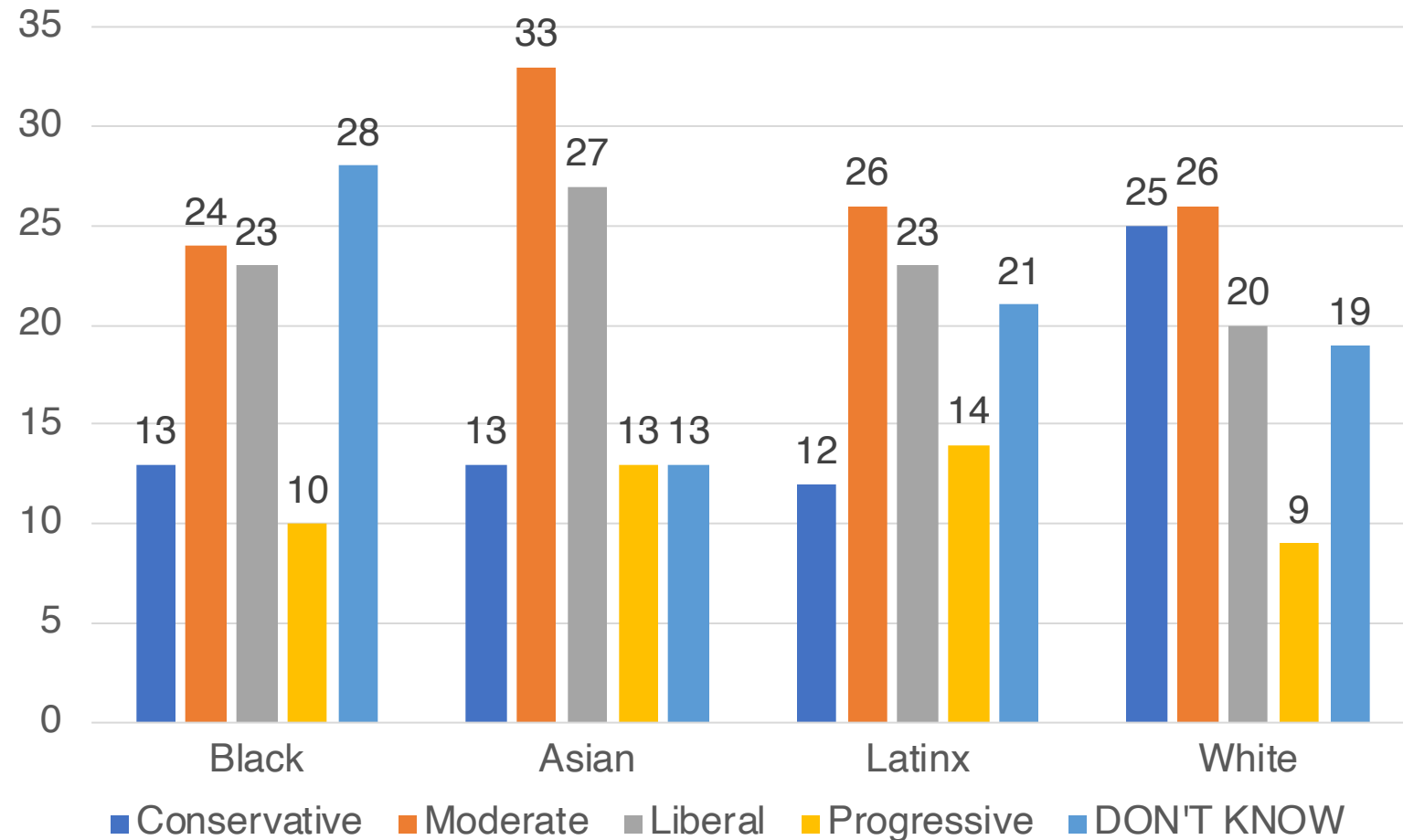
Similar to social ideological self-identification, considerable numbers of young adults of color say they are liberal or moderate on economic policies. While white young adults are more likely to indicate that they are moderate or conservative on economic ideology.

White (25%) young adults are significantly more likely to express conservative economic ideology compared to Asian American (12%), Latinx (13%), and African American (13%) young adults.

Percent who say they are not sure about their economic ideological self-identification:

- African Americans= 28%
- Asian Americans= 13%
- Latinxs= 21%
- Whites= 19%

Do you consider your views on economic issues like taxes and social security to be generally conservative, moderate, liberal, or progressive?



Approval of President Trump

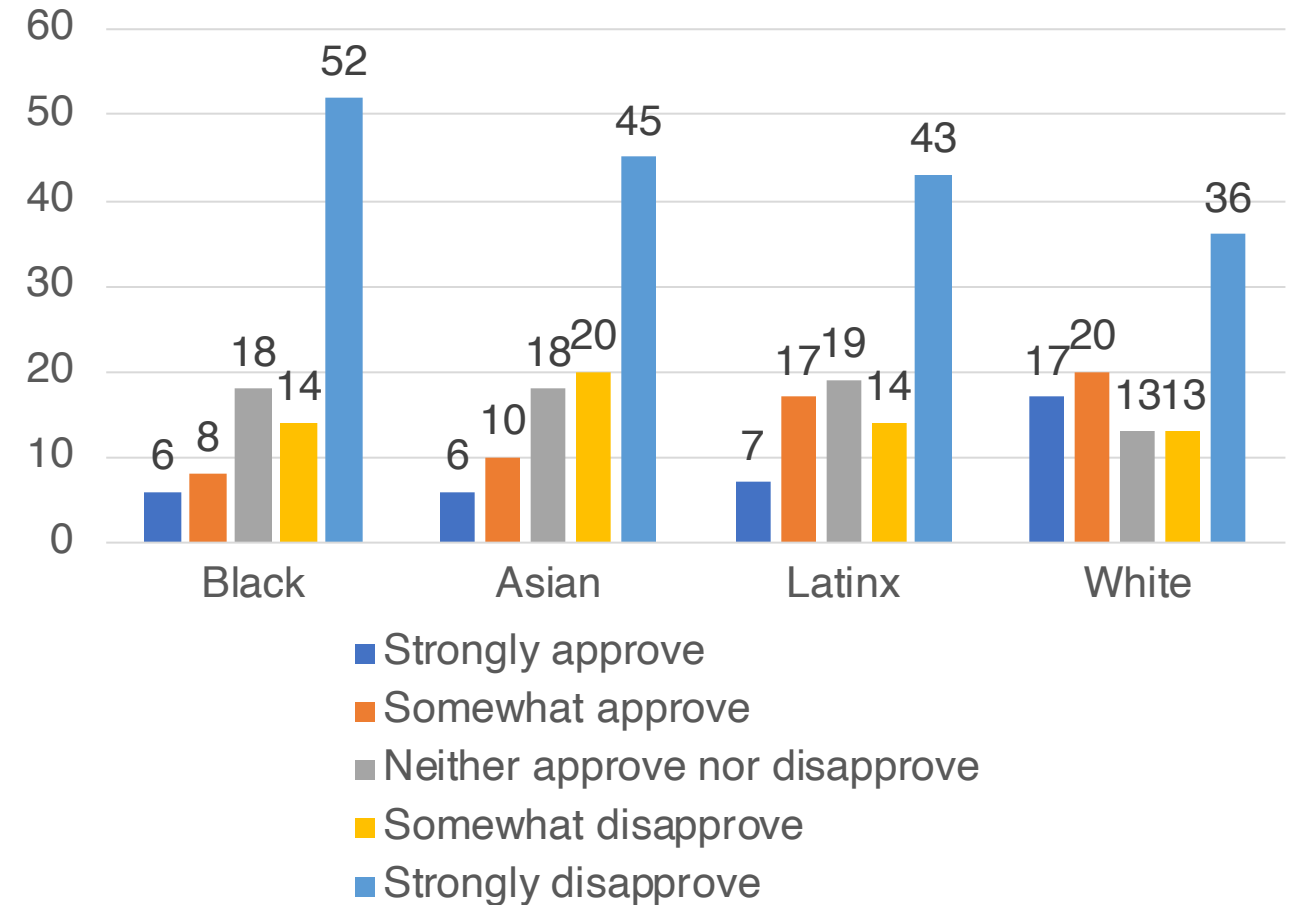
Majorities of young adults, regardless of race and ethnicity, disapprove of the way Donald Trump is handling his job as president.

Pluralities of Latinx, Asian American, and white young adults— and a majority of African American young adults strongly disapprove of Trump’s job performance.

Percent that somewhat or strongly approve:

- African Americans = 14%
- Asian Americans = 16%
- Latinxs = 24%
- Whites = 37%

Overall, do you approve, disapprove, or neither approve nor disapprove of the way Donald Trump is handling his job as president?



Survey Methodology

57 Survey Methodology (1 of 3)

The GenForward October survey is a project of Professor Cathy J. Cohen at the University of Chicago. Interviews were conducted with a representative sample from GenForwardSM, a nationally representative survey panel of adults ages 18-36 recruited and administered by NORC at the University of Chicago.

A total of 3,365 interviews were conducted between February 7th and February 20th, 2020 with adults ages 18-36, including completed interviews with 894 African American young adults, 508 Asian American young adults, 914 Latinx young adults, 1018 white young adults, and 31 young adults with other racial and ethnic backgrounds. The survey was offered in English and Spanish and via telephone and web modes.

The GenForward survey was built from two sample sources:

Fifty-nine percent of the completed interviews are sourced from NORC's AmeriSpeak® Panel and from the Black Youth Project (BYP) panel of young adults recruited by NORC. AmeriSpeak is a probability-based panel that also uses address-based sample but sourced from the NORC National Frame with enhanced sample coverage. During the initial recruitment phase of the AmeriSpeak panel, randomly selected U.S. households were sampled with a known, non-zero probability of selection and then contacted by U.S. mail, email, telephone, and field interviewers (face-to-face). The BYP sample is from a probability-based household panel that uses an address-based sample from a registered voter database of the entire U.S. Households were selected using stratified random sampling to support over-sampling of households with African Americans, Latinxs, and Asian Americans ages 18-36. NORC contacted sampled households by U.S. mail and by telephone, inviting them to register and participate in public opinion surveys twice a month.

⁵⁸ Survey Methodology (2 of 3)

The AmeriSpeak panel sample was supplemented with respondents from the Dynata nonprobability online opt-in panel. Forty-one percent of the completed interviews are sourced from the Dynata panel. To help to reduce potential bias in the nonprobability sample, Dynata attempted to balance the nonprobability respondent sample by age, race and ethnicity, gender, and partisanship. In order to incorporate the nonprobability sample, NORC used TrueNorth calibration services, an innovative hybrid calibration approach developed at NORC based on small area estimation methods in order to explicitly account for potential bias associated with the nonprobability sample. The purpose of TrueNorth calibration is to adjust the weights for the nonprobability sample so as to bring weighted distributions of the nonprobability sample in line with the population distribution for characteristics correlated with the survey variables. Such calibration adjustments help to reduce potential bias, yielding more accurate population estimates.

Panelists on both the BYP and AmeriSpeak panels are invited to register for the panel via the web or by telephone to participate in public opinion surveys.

Of the 3,365 completed interviews in the GenForward July survey, 94 percent were completed by web and 6 percent by telephone. The survey completion rate is 19.7 percent. The weighted AAPOR RR3 panel recruitment rate is 15.9 percent and the weighted household panel retention rate is 85.2 percent, for a cumulative AAPOR Response Rate 3 of 2.7 percent. The overall margin of sampling error is +/- 2.36 percentage points at the 95 percent confidence level, including the design effect. Among subgroups, the margin of sampling error at the 95 percent confidence level is +/- 3.54 percentage points for African Americans, +/- 4.46 percentage points for Asian Americans, +/- 4.71 percentage points for Latinxs, and +/- 5.72 percentage points for whites.

To encourage cooperation, respondents were offered incentives for completing the survey that ranged from the cash-equivalent of \$3 to the cash-equivalent of \$10.

⁵⁹ Survey Methodology (3 of 3)

The interviews from the two probability-based sample sources were combined for statistical weighting and analysis. The combined panel samples provide sample coverage of approximately 97% of the U.S. household population. Those excluded from the sample include people with P.O. Box only addresses, some addresses not listed in the USPS Delivery Sequence File, and some newly constructed dwellings. The statistical weights incorporate the appropriate probability of selection for the BYP and AmeriSpeak samples, nonresponse adjustments, and also, raking ratio adjustments to population benchmarks for 18-64-year-old adults. A poststratification process is used to adjust for any survey nonresponse as well as any non-coverage or under- and over-sampling resulting from the study-specific sample design. The poststratification process was done separately for each racial/ethnic group and involved the following variables: age, gender, education, and census region. The weighted data, which reflect the U.S. population of adults ages 18-36, and the 18-36-year-old populations for African Americans, Latinxs, Asian Americans, and non-Latinx whites, were used for all analyses.

Full details are available at www.genforwardsurvey.com