

Generation Z

A closer look: race and ethnicity

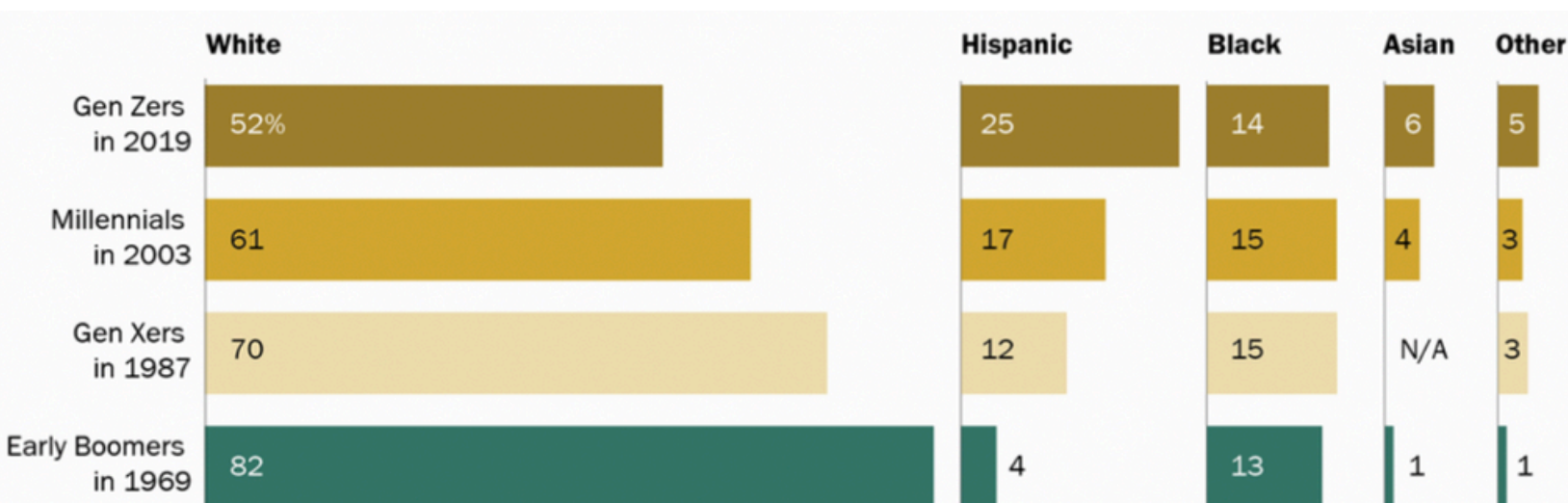
An in-depth study of the Generation Z (born 1997-2012) experience, broken down by various demographics.

America's Demographics are shifting, and rapidly.

These shifts are largely due to growing diversity among younger Americans.

Over 69.3 million in number, Generation Z is **more diverse** than any previous generation¹

Racial Breakdown by Generation



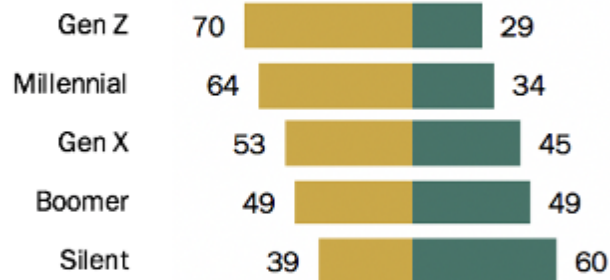
Younger generations are more likely politically progressive and democratic-leaning.²

Notably, Gen Z and Millennials are more interested than other generations in an 'active' government.³

Percent saying government...

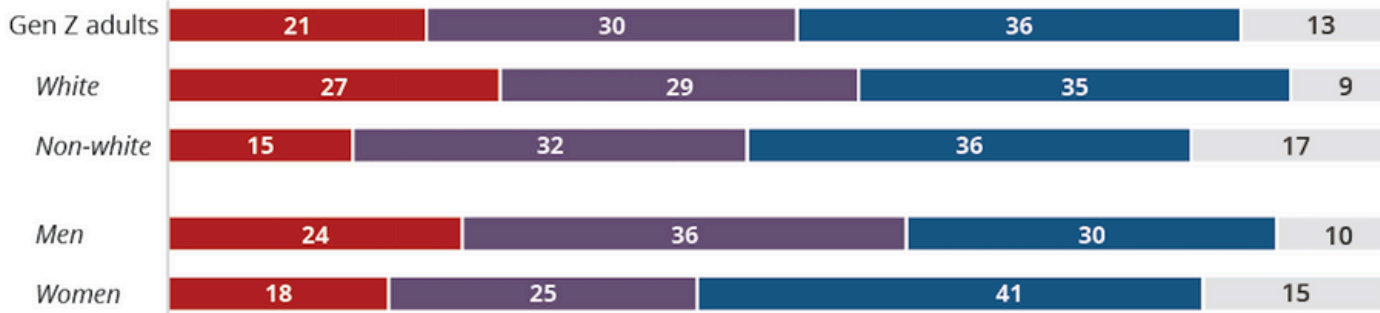
Should do more to solve problems

Is doing too many things better left to businesses and individuals



Percent who identify as:

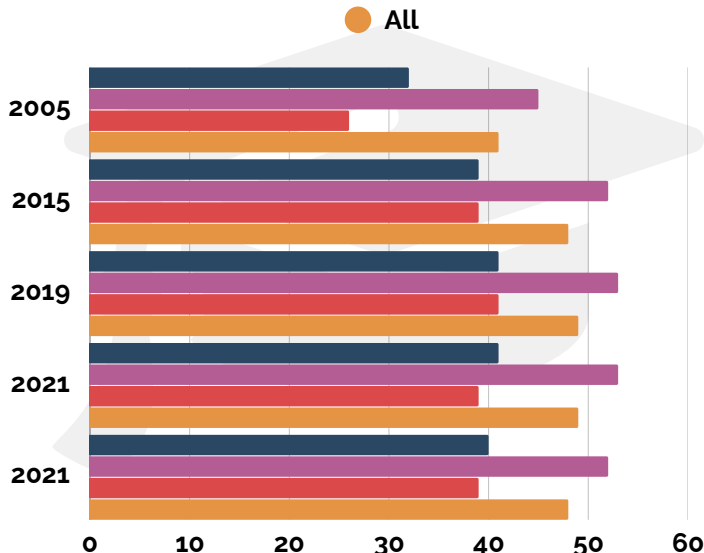
Republican Independent Democrat Other/Don't Know



Generation Z is the best-educated generation so far, yet racial inequities continue to create disparities.⁴

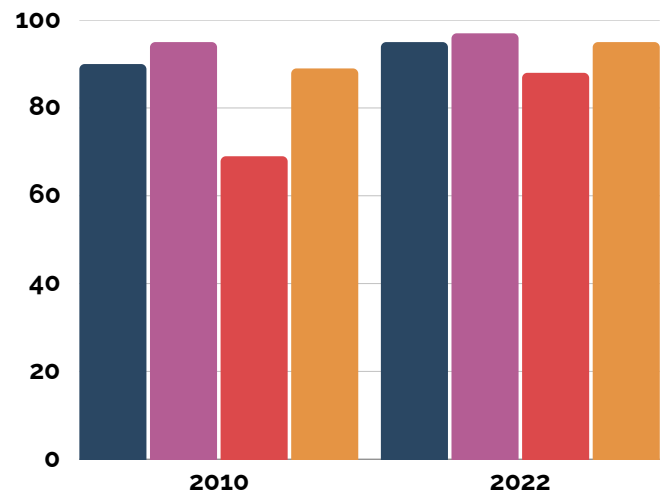
% of 18 to 24 year-olds enrolled in college, by race

Black White Latiné All



% of 25 to 29 year-olds who had completed high school, by race

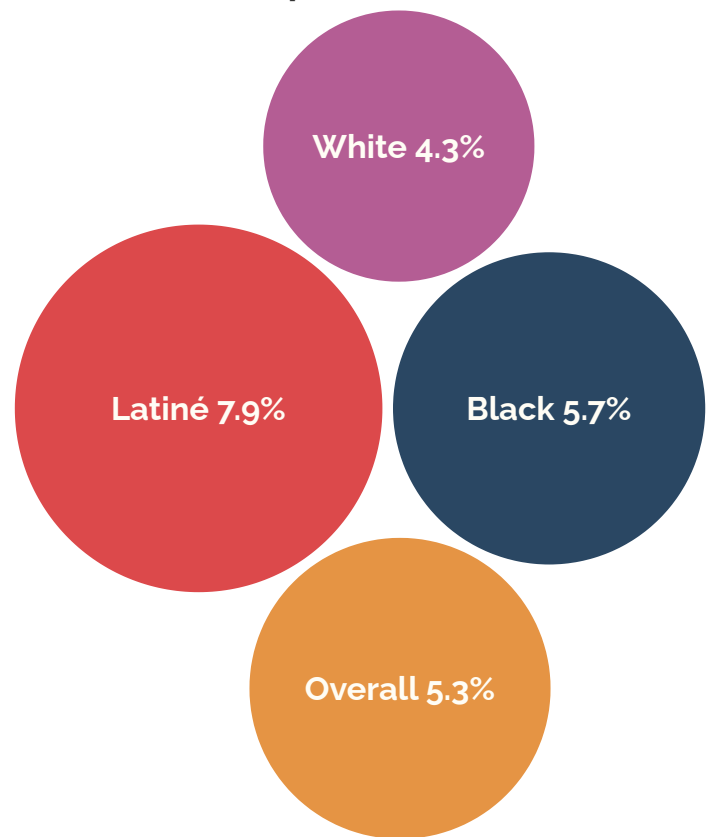
Black White Latiné All



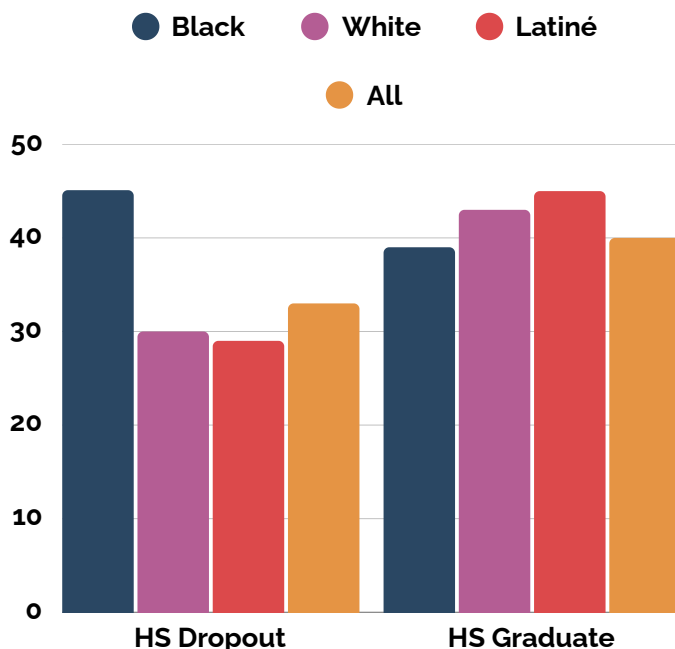
Despite the narrowing racial gaps in education, a closer look reveals that certain Gen Z populations of color still have a **disproportionate number of high school dropouts**.⁵

The dropout rate among Latiné Gen Z'ers are **almost double** that of their White counterparts.

% of 16 to 24 year-old high school dropouts, 2022



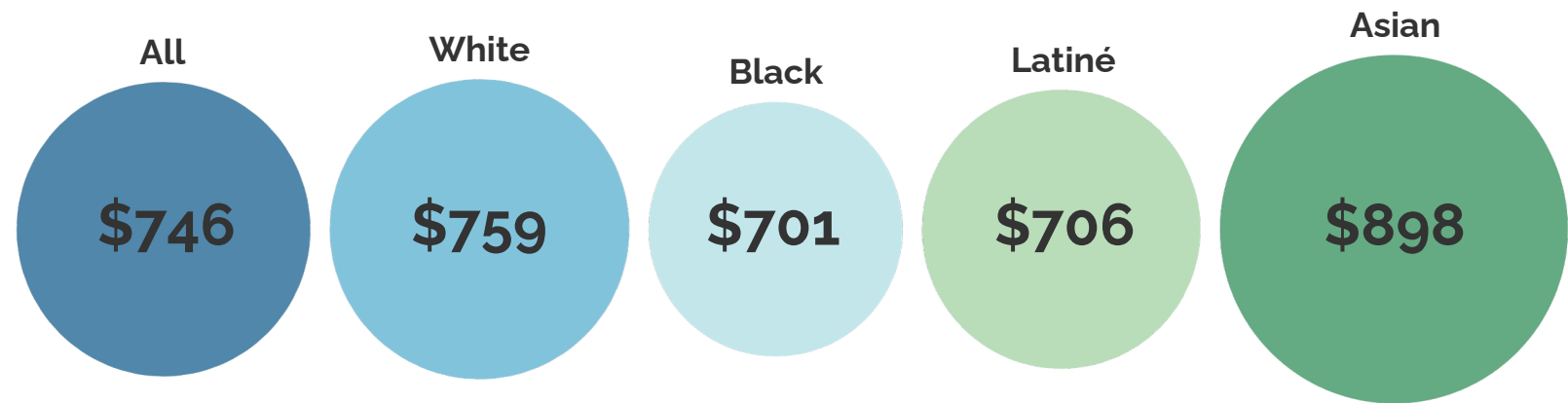
Employment rate among 16 to 24 year-old dropouts, 2023



Lived experience varies among races of different high school dropouts and graduates.⁶

In 2023, employment rate among recent White high school grads was higher than those of Black grads.

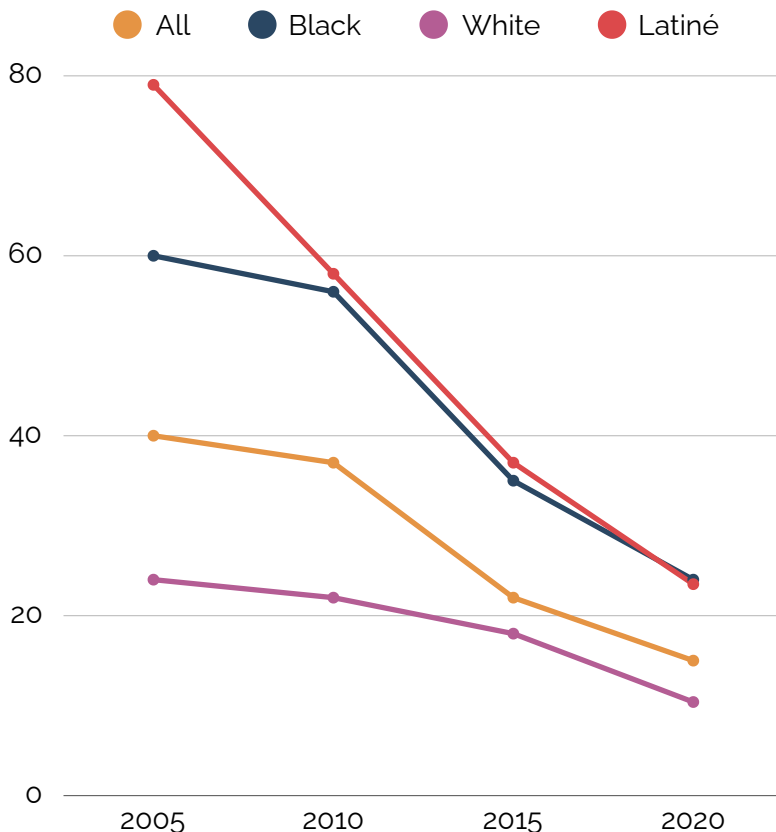
2024 Median Weekly Earnings for Full-time Employees, 16 to 24 year-olds



Education aside, there is a racial gap in weekly earnings for 16 to 24 year-olds (born 1995-2003) that have already entered the workforce full time. **White and Asian youth earn at or more than the group average; Black and Latíné youth make significantly less.**⁷



Births per 1,000 females (ages 15-19)

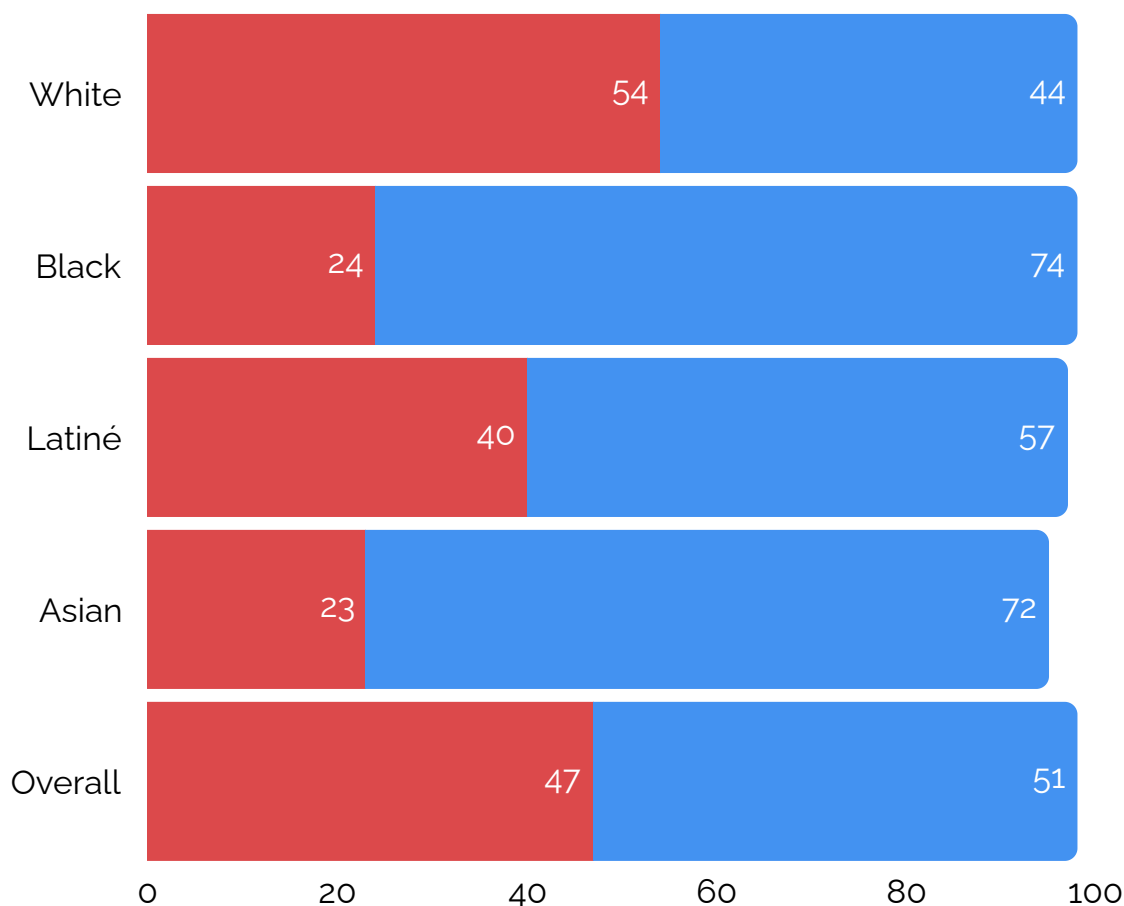


Recent years have seen a consistent downwards trend in teen births across the nation.

Nonetheless, there exists a massive racial disparity in these numbers too, with the **Black and Latíné teen birth rate being more than double that of the White teen birth rate.**⁸

Youth (18-29) Vote 2024 by Race⁹

● Trump ● Harris



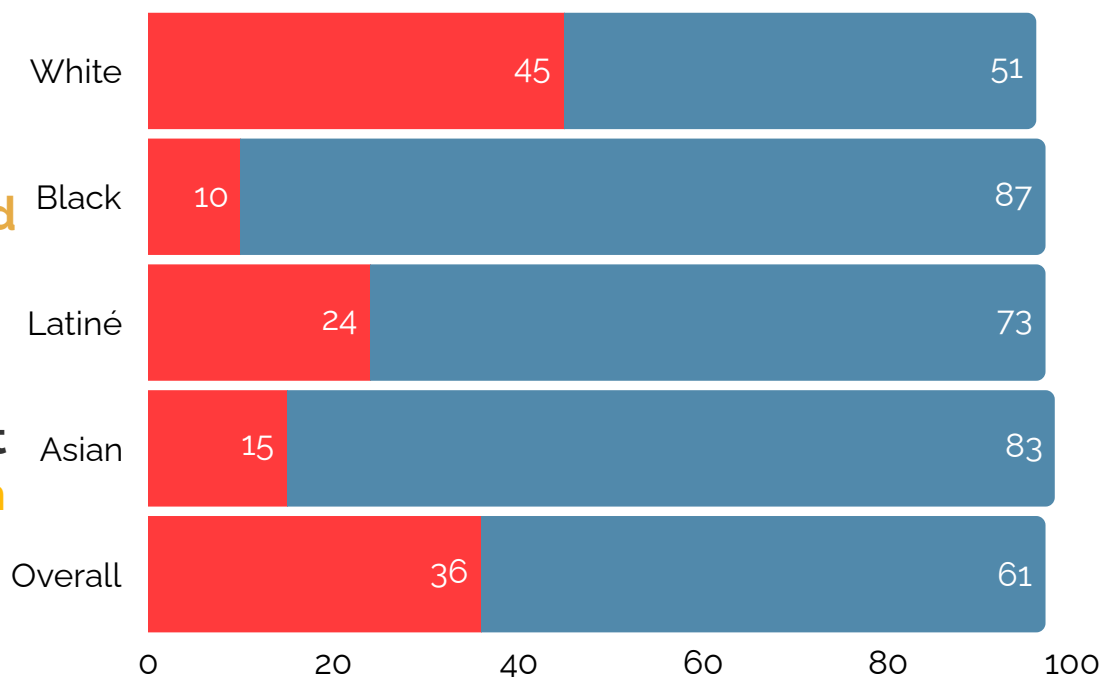
The **difference between 2020 and 2024** can be seen in the wide disparity in the overall youth voter turnout; 2024 was a closer race, despite **youth turnout being lower this election** than in 2020.

Youth (18-29) Vote 2020 by Race¹⁰

● Trump ● Biden

A shift in the voting bloc was partly due to the influx in **Latiné voters who supported Trump**.

What can these changes tell us about America and our **faith in the political establishment?**



By Election Day 2028...

Generation Z will make up
over 50% of the electorate.¹¹

The most diverse and politically active generation of voters are proving more instrumental by the year.

SOURCES

1. <https://www.ppri.org/research/generation-zs-views-on-generational-change-and-the-challenges-and-opportunities-ahead-a-political-and-cultural-glimpse-into-americas-future/>
2. <https://circle.tufts.edu/latest-research/gen-z-voted-higher-rate-2022-previous-generations-their-first-midterm-election;>
3. <https://www.pewresearch.org/social-trends/2020/05/14/on-the-cusp-of-adulthood-and-facing-an-uncertain-future-what-we-know-about-gen-z-so-far/>
4. <https://nces.ed.gov/programs/coe/indicator/caa/young-adult-attainment>
5. <https://nces.ed.gov/fastfacts/display.asp?id=16>
6. <https://www.bls.gov/news.release/hsgec.htm#:~:text=%2D%2DAmong%2016%2D%20to%2024,graduates%20not%20enrolled%20in%20college.>
7. <https://www.bls.gov/news.release/wkyeng.to3.htm>
8. <https://opa.hhs.gov/adolescent-health/reproductive-health-and-teen-pregnancy/trends-teen-pregnancy-and-childbearing>
9. <https://circle.tufts.edu/2024-election#youth-vote-+4-for-harris,-major-differences-by-race-and-gender>
10. <https://circle.tufts.edu/latest-research/election-week-2020#vote-choice-by-age-and-by-race-and-ethnicity>
11. <https://www.statista.com/statistics/1454195/gen-z-millennial-voters-us/>